



CONSOLIDATED ANNUAL
PERFORMANCE AND EVALUATION
REPORT (CAPER) FOR FY 2018

**Public Display Period: September 11, 2019 -
September 27, 2019**

Date to Submit to HUD: September 30, 2019

Table of Contents

Table of Contents	2
Executive Summary	3
CR-05 - Goals and Outcomes	4
CR-10 - Racial and Ethnic composition of families assisted	9
CR-15 - Resources and Investments 91.520(a).....	10
CR-20 - Affordable Housing 91.520(b).....	14
CR-25 - Homeless and Other Special Needs 91.220(d, e); 91.320(d, e); 91.520(c).....	16
CR-30 - Public Housing 91.220(h); 91.320(j)	20
CR-35 - Other Actions 91.220(j)-(k); 91.320(i)-(j).....	21
CR-40 - Monitoring 91.220 and 91.230	25
CR-45 - CDBG 91.520(c)	27
CR-50 - HOME 91.520(d).....	29
CR-60 - ESG 91.520(g) (ESG Recipients only)	30
CR-65 - Persons Assisted	33
CR-70 – ESG 91.520(g) - Assistance Provided and Outcomes	36
CR-75 – Expenditures	37

Executive Summary

The City of Trenton CDBG Program and HOME Investment Partnership Program offered comprehensive assistance to extremely-low, very-low and low-income persons and families with a variety of housing opportunities, social services, recreational opportunities and financial assistance. In addition, the City's Emergency Solutions Grant was utilized to assist the homeless or those in jeopardy of homelessness.

The 2018 U.S. Department of Housing and Urban Development (HUD) federal allocations for the City of Trenton were as follows:

- CDBG \$2,661,311
- HOME Investment Partnership Program \$593,952
- Emergency Solutions Grant (HESG) Program \$210,158

In addition to the above resources, the CDBG program received \$1,107,437 in funds from NJHMFA for demolition that the City could use to repay the grant program for ineligible uses of funds that HUD found in an FY 2015 review. Program income of \$84,652.69 was also received.

The enclosed IDIS Performance Report (PR 26), Financial Summary Report profiles CDBG, HOME and HESG activities for Program Year 2018. The report provides information on allocations and disbursements of 2018 funds.

CR-05 - Goals and Outcomes

Progress the jurisdiction has made in carrying out its strategic plan and its action plan. 91.520(a)

The City of Trenton CDBG Program and HOME Investment Partnership Program offered comprehensive assistance to extremely-low, very-low and low-income persons and families with a variety of housing opportunities, social services, recreational opportunities and financial assistance. In addition, the City's Emergency Solutions Grant was utilized to assist the homeless or those in jeopardy of homelessness. The City continued a recently initiated First-Time Homebuyer program and has ramped up production in the Housing Rehabilitation Program. Several public facility projects are underway and others are closer to bidding through the procurement of an architectural firm to prepare bid specs. The City's street improvement program was completed and \$1.8 million in improvements were completed in the Fall 2018.

The Voluntary Grant Reduction (VGR) that the City took to repay the CDBG program funds in FY 2016 and the loss of the entire allocation of FY 2017 funds has impacted the City's ability to meet the needs of residents and has reduced the amount of funds the City is able to provide for public services. The VGR reduction of \$1.1 million in 2017 (the second year of a three year installment), coupled with a timeliness finding resulted in a loss of the City's CDBG allocation for FY2017 and greatly limited the City's ability to utilize federal resources to address local community and housing needs. Further, HUD is withholding the FY 2015, 2016 and 2018 CDBG and HOME funds pending resolution of findings from the 2015 and subsequent monitoring reports, specifically the requirement to hire more staff.

The City continues to operate the CDBG program utilizing funds from years prior to FY 2015 and from the Local Account established for the demolition program. These funds will later be drawn down from the City's Line of Credit with HUD for demolition activities.

Comparison of the proposed versus actual outcomes for each outcome measure submitted with the consolidated plan and explain, if applicable, why progress was not made toward meeting goals and objectives. 91.520(g)

The table below illustrates the City's accomplishments for FY 2018.

Table 1 - Accomplishments – Program Year & Strategic Plan to Date

Goal	Category	Source / Amount	Indicator	Unit of Measure	Expected – Strategic Plan	Actual – Strategic Plan	Percent Complete	Expected – Program Year	Actual – Program Year	Percent Complete
Acquisition	Acquisition	CDBG: \$	Rental units rehabilitated	Household Housing Unit	25	0	32.00%	0	0	0.00%
Improve health care	Health Care	CDBG: \$	Public service activities other than Low/Moderate Income Housing Benefit	Persons Assisted	20000	28	0.14%	0	0	0.00%
Improve public facilities	Non-Housing Community Development	CDBG: \$	Public Facility or Infrastructure Activities other than Low/Moderate Income Housing Benefit	Persons Assisted	4837	112,124	231.8%	2500 persons	83,940	330.00%

Improve public infrastructure	Non-Housing Community Development	CDBG: \$	Public Facility or Infrastructure Activities other than Low/Moderate Income Housing Benefit	Persons Assisted	5000	167,880	330.40%	0	167,880	0.00%
Increase the number of affordable units	Affordable Housing	CDBG: \$ / HOME: \$	Rental units constructed	Household Housing Unit	0	0	0	0	11	0.00%
Increase the number of affordable units	Affordable Housing	CDBG: \$ / HOME: \$	Homeowner Housing Rehabilitated	Household Housing Unit	65	48	73.8%	7	6	87.71%
Increase the number of affordable units	Affordable Housing	CDBG: \$ / HOME: \$	Direct Financial Assistance to Homebuyers	Households Assisted	50	16	32.00%	0	11	0.00%
Planning and administration	Planning and administration	CDBG: \$ / HOME: \$ / ESG: \$	Other	Other	5	4	20.00%	3	0	0.00%
Provide homeless housing and services	Homeless	CDBG: \$ / ESG: \$	Tenant-based rental assistance / Rapid Rehousing	Households Assisted	50	0	0.00%	16	14	87.50%

Provide homeless housing and services	Homeless	CDBG: \$ / ESG: \$	Homeless Person Overnight Shelter	Persons Assisted	0	0		1700	1625	95.58%
Provide homeless housing and services	Homeless	CDBG: \$ / ESG: \$	Homelessness Prevention	Persons Assisted	500	0	0.00%	0	0	0.00%
Provide public services	Non-Housing Community Development	CDBG: \$	Public service activities other than Low/Moderate Income Housing Benefit	Persons Assisted	1000	7,513	751.30%	10,000	422	42.20%
Slum and blight removal	Non-Housing Community Development	CDBG: \$	Buildings Demolished	Buildings	40	0	0.00%	15	0	0.00%

Assess how the jurisdiction's use of funds, particularly CDBG, addresses the priorities and specific objectives identified in the plan, giving special attention to the highest priority activities identified.

During FY 2018 the City completed the following activities that were considered high priority

- First-time homebuyers assisted: 11 FirstTime Homebuyers
- Habitat for Humanity homes sold: 3 units
- Persons benefiting from Public services: 479 persons served (underway and completed)
- Housing Units rehabilitated: 6 units completed
- Public Housing Modernization: 11 units completed
- Persons benefitting from Street improvements completed: 167,880 persons
- Public Facilities rehabilitated (Persons served): 83,940 persons
 1. NCIP – CYO at 794 East State Street
 2. ArtWorks
 3. Reading Senior Center Phase I
- The Emergency Shelter Grant provided assistance to 3 agencies who assisted 1,625 people
- The Lead Hazard Control Grant was initiated with intake, inspection and abatement was completed on 9 units

Also underway during FY 2018:

- Additional public facilities under the FY2016 allocation
- Professional services were procured for several City owned Senior and Recreation public facility improvement projects
- Commitments were made to fund five Economic Development loans for business expansion which will create approximately 20 jobs.
- Additional homebuyers have been approved
- The housing rehabilitation program consultant was procured and intake began
- The Emergency Solutions Grant for FY2018 was provided to 5 agencies who will use the funds to continue Emergency Shelter, Street Outreach, Rapid Re-housing and Homeless Prevention programs
- Developers are being considered for HOME funds and conditional commitments were made to two projects utilizing Low Income Tax Credits
- The Lead Hazard Control Grant was initiated with intake, inspection and abatement to be completed on 9 additional units.

CR-10 - Racial and Ethnic composition of families assisted

Describe the families assisted (including the racial and ethnic status of families assisted). 91.520(a)

Table 2 – Table of assistance to racial and ethnic populations by source of funds

	CDBG	HOME	ESG
White	199	1	497
Black or African American	237	2	1082
Asian	5		5
American Indian or American Native	1		15
Native Hawaiian or Other Pacific Islander	0		8
Total	442	3	1607
Hispanic	194	1	272
Not Hispanic	248	2	1335

Narrative:

Not shown in the above table are the 26 multi-racial households (of whom 17 were Hispanic) that also benefitted from the CDBG programs nor the 39 additional beneficiaries in ESG that were multi-racial.

CDBG: IDIS reports the housing programs on a cumulative basis for all years the activities have been open in IDIS. In 2018, six (6) housing units were assisted with housing rehabilitation and eleven (11) with purchasing a first home.

HOME funds were used to assist Habitat for Humanity to construct three (3) homes for sale to lower income buyers.

ESG: The City disbursed FY 2016 and 2017 ESG funds in the amount of \$345,493.25 as well as a small sum of older funds that had been drawn down. The majority of the beneficiaries of ESG programs were Non-White.

CR-15 - Resources and Investments 91.520(a)

Identify the resources made available

Table 3 – Resources Made Available

Source of Funds	Resources Made Available	Amount Expended During Program Year
CDBG	2,661,311	3,067,062.79
HOME	822,420	195,571.30
ESG	210,158	345,493.25

Narrative

CDBG : Although grant funds from FY2015, 2016 and 2018 were not released by HUD, the City had approximately \$5 million in funds available in prior years to expend on projects. Much of this was expended in FY2018 with only \$1.6 million remaining.

HOME: The City disbursed funds to the completed Habitat for Humanity construction of the 7-plex units. Of the 7 units, three (3) were HOME assisted. Funds were recaptured from 2012-2014 since the City did not commit the funds within the 2 year commitment window then in effect.

ESG: The FY 2018 grant expenditures of \$345,493 and funds remaining from prior years were utilized to fund agencies that serve the homeless. Agencies will expend the FY 2018 funds in 2019.

Identify the geographic distribution and location of investments

Table 4 – Identify the geographic distribution and location of investments

Target Area	Planned Percentage of Allocation	Actual Percentage of Allocation	Narrative Description
CITY OF TRENTON RESIDENTS	100		

Narrative

The City did not target funding to specific neighborhoods. The City as a whole is the target area for funding. Activities were planned and carried out in lower income areas of the City.

Leveraging

Explain how federal funds leveraged additional resources (private, state and local funds), including a description of how matching requirements were satisfied, as well as how any publicly owned land or property located within the jurisdiction that were used to address the needs identified in the plan.

The City has a match waiver for 100% of the required HOME match for FY 2018. There was no match created. The City provides a match for ESG funds through the support of the Coordinated Entry and Assessment System.

In addition, the CoC has been successful in bringing resources, including special planning funds. Each agency provides funding from other sources. In addition, each year, the City contributes \$400,000 to the Coordinated Entry and Assessment System (CEAS).

Also, a City-owned building, located at 509 Perry Street, continued to be used in FY 2018 to provide a coordinated entry system for homeless persons.

Table 5 – Fiscal Year Summary - HOME Match Report

Fiscal Year Summary – HOME Match	
1. Excess match from prior Federal fiscal year	0
2. Match contributed during current Federal fiscal year	0
3. Total match available for current Federal fiscal year (Line 1 plus Line 2)	0
4. Match liability for current Federal fiscal year	0
5. Excess match carried over to next Federal fiscal year (Line 3 minus Line 4)	0

Table 6 – Match Contribution for the Federal Fiscal Year

Match Contribution for the Federal Fiscal Year								
Project No. or Other ID	Date of Contribution	Cash (non-Federal sources)	Foregone Taxes, Fees, Charges	Appraised Land/Real Property	Required Infrastructure	Site Preparation, Construction Materials, Donated labor	Bond Financing	Total Match
								0

HOME MBE/WBE report

Table 7 – Program Income

Program Income – Enter the program amounts for the reporting period				
Balance on hand at beginning of reporting period \$	Amount received during reporting period \$	Total amount expended during reporting period \$	Amount expended for TBRA \$	Balance on hand at end of reporting period \$
0	0	0	0	0

Table 8 – Minority Business and Women Business Enterprises

Minority Business Enterprises and Women Business Enterprises – Indicate the number and dollar value of contracts for HOME projects completed during the reporting period						
	Total	Minority Business Enterprises				White Non-Hispanic
		Alaskan Native or American Indian	Asian or Pacific Islander	Black Non-Hispanic	Hispanic	
Contracts						
Number	0					
Dollar Amount	0					
Sub-Contracts						
Number	0					
Dollar Amount	0					
	Total	Women Business Enterprises	Male			
Contracts						
Number	0					
Dollar Amount	0					
Sub-Contracts						
Number	0					
Dollar Amount	0					

Table 9 – Minority Owners of Rental Property

Minority Owners of Rental Property – Indicate the number of HOME assisted rental property owners and the total amount of HOME funds in these rental properties assisted						
	Total	Minority Property Owners				White Non-Hispanic
		Alaskan Native or American Indian	Asian or Pacific Islander	Black Non-Hispanic	Hispanic	
Number	0					
Dollar Amount	0					

Table 10 – Relocation and Real Property Acquisition

Relocation and Real Property Acquisition – Indicate the number of persons displaced, the cost of relocation payments, the number of parcels acquired, and the cost of acquisition	
Parcels Acquired	0
Businesses Displaced	0
Nonprofit Organizations Displaced	0
Households Temporarily Relocated, not Displaced	0

Households Displaced	Total	Minority Property Enterprises				White Non-Hispanic
		Alaskan Native or American Indian	Asian or Pacific Islander	Black Non-Hispanic	Hispanic	
Number	0					
Cost	0					

DRAFT

CR-20 - Affordable Housing 91.520(b)

Evaluation of the jurisdiction's progress in providing affordable housing, including the number and types of families served, the number of extremely low-income, low-income, moderate-income, and middle-income persons served.

Table 11 – Number of Households

	One-Year Goal	Actual
Number of homeless households to be provided affordable housing units	16	14
Number of non-homeless households to be provided affordable housing units	11	14
Number of special-needs households to be provided affordable housing units	0	0
Total	27	28

Table 12 – Number of Households Supported

	One-Year Goal	Actual
Number of households supported through rental assistance	16	14
Number of households supported through the production of new units	0	3
Number of households supported through the rehab of existing units	7	17
Number of households supported through the acquisition of existing units	0	8
Total	23	42

Discuss the difference between goals and outcomes and problems encountered in meeting these goals.

The City anticipated providing housing rehabilitation for 65 units over five years and has provided homeowner rehabilitation assistance to 48 to date. An additional 18 are expected to be completed in 2019. The loss of 2017 CDBG funds was most keenly felt in this area.

The City also committed CDBG funds to the First Time homebuyer program. There were 11 beneficiaries in FY2018. The five year goal had been 50 units and 16 have been assisted to date. Another 3 are in process and applications are in demand. For 2018, 90.91% were non-White.

Public housing units that were not up to code and could not be leased were rehabilitated using CDBG funds. The PHA completed 11 units.

The Habitat for Humanity project to create 7 housing units for low income homebuyers was completed with 3 HOME assisted units. The goal was to assist a total of 11 rental units. There is currently two new housing developments with conditional funding commitments to create a total of 18 new units.

Discuss how these outcomes will impact future annual action plans.

The City has been working closely with HUD to address deficiencies in the past year and has repaid costs found to be ineligible through a Voluntary Grant Reduction and through a repayment to the Local Account. Staffing issues are being addressed. A new Director for the Department was hired

and additional staff positions have been created. The City has procured consultants to assist in the program implementation of the CDBG and HOME projects. The CDBG program will be simplified with a smaller number of larger projects to allow staff to adequately monitor and document these activities.

Include the number of extremely low-income, low-income, and moderate-income persons served by each activity where information on income by family size is required to determine the eligibility of the activity.

Table 13 – Number of Persons Served

Number of Persons Served	CDBG Actual	HOME Actual
Extremely Low-income	7	0
Low-income	35	2
Moderate-income	2	1
Total	44	3

CDBG programs that require income intake include housing rehabilitation and first-time homebuyer programs. CDBG funds were also used to rehabilitate eleven (11) units of public housing. Other funded public services are directed to seniors and disabled populations and persons who are homeless that do not require income intake since they are presumed to serve low income people.

DRAFT

CR-25 - Homeless and Other Special Needs 91.220(d, e); 91.320(d, e); 91.520(c)

Evaluate the jurisdiction's progress in meeting its specific objectives for reducing and ending homelessness through:

The Mercer Alliance to End Homelessness with its system partners, the City of Trenton, the Mercer County Department of Human Services and the Mercer County Board of Social Services have been pursuing a system change planning and implementation process centered around Mercer County's Ten Year Plan to End Homelessness. The City of Trenton, Department of Health and Human Services is the lead agency for planning and grant applications under the Trenton/Mercer Continuum of Care process. The Continuum is made up of over 40 social service providers; both governmental and non-profit organizations.

The Trenton/Mercer CoC coordinates a broad array of services that includes, but is not limited to:

- Outreach Assessments
- Prevention of Homelessness
- Emergency Shelter/Services
- Rapid Rehousing
- Transitional Housing
- Case management/Support Services
- Permanent Housing
- Education Resources

Progress towards meeting its goal for reducing and ending homelessness can be seen through the opening of the Coordinated Entry & Assessment System (CEAS) Center in 2015 in a beautiful former family transitional housing building located in the heart of the city of Trenton. The goal of the CEAS Center is to move chronically homeless individuals toward permanent housing and supportive services. The Center helps the chronically homeless navigate housing options and support services at one location. In addition, a mobile outreach initiative was launch to span all four wards of the city to outreach to those "service resistant" individuals and those reluctant or unable to enter emergency shelter. The mobile outreach van is also used to transport the homeless to various appointments. This new initiative added another dimension to the homeless delivery system in Trenton/Mercer by creating a significant system change that focuses on the national Housing First approach to house homeless individuals as quickly as possible.

Reaching out to homeless persons (especially unsheltered persons) and assessing their individual needs

Addressing the emergency shelter and transitional housing needs of homeless persons

ESG funds were provided for Rapid Rehousing to Catholic Charities (\$84,000) and Street Outreach to Catholic Charities (\$30,000) and Arm and Arm (\$20,000). Emergency shelter operations were funded for the following facilities: Womanspace (\$10,000), Anchor House (\$16,730), Homefront (\$10,000) and the Rescue Mission (\$10,000). Administration of the ESG program was also funded \$15,761 and support for the HMIS system was funded for \$13,667.

Under the CoC Program, the Trenton/Mercer Continuum of Care is responsible for conducting a Point-in-Time count of the homeless persons, at least biennially; however, the CoC has elected to conduct the count annually. The Point-in-Time Count provides a one day snapshot of homeless households in our communities. The Count conducts a sheltered and unsheltered report of all homeless individuals and families according to the US Department of Housing and Urban Development (HUD) definitions.

The Trenton/Mercer CoC adopted the Opening Doors Federal Strategic Plan to Prevent and End Homelessness. The goals of the plan are to:

- Finish the job of ending chronic homelessness in 2018
- Prevent and end homelessness among Veterans in 2015
- Prevent and end homelessness for families, youth, and children in 2020
- Set a path to ending all types of homelessness

In April 2015, the Coordinated Entry & Assessment Services (CEAS) Center was opened to help the chronically homeless navigate housing options and support services at one location. In addition, a mobile outreach initiative was launched to span all four wards of the city to outreach to those “hard to reach” individuals and those reluctant or unable to enter emergency shelter.

The City of Trenton, Department of Health and Human Services is the lead agency for planning and the grant application for the CoC Program. The CoC is comprised of over 30 social service providers; both governmental and non-profit organizations.

The Trenton/Mercer CoC coordinates a broad array of services that includes, but is not limited to:

- Outreach Assessments
- Prevention of Homelessness
- Emergency Shelter Services
- Rapid Rehousing
- Transitional Housing
- Case management
- Support Services
- Permanent Housing

- Education Resources

Helping low-income individuals and families avoid becoming homeless, especially extremely low-income individuals and families and those who are: likely to become homeless after being discharged from publicly funded institutions and systems of care (such as health care facilities, mental health facilities, foster care and other youth facilities, and corrections programs and institutions); and, receiving assistance from public or private agencies that address housing, health, social services, employment, education, or youth needs

The Trenton/Mercer CoC worked with the New Jersey Policy academy to develop the State's discharge plan. The vision for this plan is one that plans for greater coordination of services and programs required to address homelessness in New Jersey including the promotion of prevention strategies and services to prevent homelessness and reduce the risk of homelessness for families and individuals.

The New Jersey Department of Human Services Division of Mental Health Services, New Jersey Department of Children and Families, Division of Youth and Family Services, Division of Developmental Disabilities, and the New Jersey Department of Corrections in conjunction with the Department of Health and Senior Services Division of AIDS, prevents discharges from facilities without the immediate provision of shelter. Thus, the States plan guarantees no persons being discharged from and institutional setting into homelessness.

Since Foster Care in New Jersey is a statewide system it is part of this statewide discharge policy. Specially, the case worker works with the youth to identify available Trenton and Mercer County City and County resources and appropriate housing. Under current New Jersey child welfare reform legislation, several new programs have been implemented that allow for a more seamless transition from youth to adulthood. Many of these programs include permanent housing.

Helping homeless persons (especially chronically homeless individuals and families, families with children, veterans and their families, and unaccompanied youth) make the transition to permanent housing and independent living, including shortening the period of time that individuals and families experience homelessness, facilitating access for homeless individuals and families to affordable housing units, and preventing individuals and families who were recently homeless from becoming homeless again

The Trenton/Mercer CoC, led by the City of Trenton, has made great strides in helping families and individuals move from homelessness to housing. The newly developed CEASe System prioritizes the most vulnerable persons experiencing homelessness in the community by utilization the prioritization policy established by the CoC. The goal is to move those designated with the highest priority to housing within 30 days. The CEAS Center serves as the single point of entry for homeless individuals and will collect information on homeless individuals and coordinate resources, services and outreach activities that facilitate housing for homeless singles. All individuals, both sheltered and unsheltered, are screened and assessed and a housing plan is developed based on the person's homeless history and level of need, with priority given to the chronically homeless.

Over the past five years, the total number of homeless persons has been largely trending downward in Mercer County. During the five-year period from 2013 to 2018, the overall number of homeless persons in Mercer County is down by 190 persons (28.4%). The number of homeless persons in emergency shelter and transitional housing has gone down since 2013 as well. Though the number of unsheltered persons has fluctuated, the overall unsheltered count is up by 25.4% since 2013.

Families receiving rapid re-housing have been very successful at remaining stably housed. Since the CoC transitioned to a rehousing service model 94% of families that were rehoused did not become homeless again. Pilot projects targeting the singles population, during the same period of time, show similar success with 98.5% of participants not returning to homelessness.

CR-30 - Public Housing 91.220(h); 91.320(j)

Actions taken to address the needs of public housing

The Trenton Housing Authority (THA) provides public housing within the City of Trenton. THA will continue to use its Capital Fund grant to make, physical, operational and management improvements at its various housing developments and administrative sites.

CDBG funds were used to rehabilitate eleven (11) units of public housing that had been vacant for some time due to the poor condition of the units. These units have been returned to the housing inventory.

Actions taken to encourage public housing residents to become more involved in management and participate in homeownership

The Trenton Housing Authority (THA) has established a Resident Advisory Board. Tenants were recommended to this board by their property managers as a tenant who is involved in their residential community and is in good tenant standing with THA. The purpose of the RAB is to include THA residents in the THA's strategic planning and redevelopment efforts. The RAB will provide THA staff and residents with a forum for sharing information and providing input concerning the THA's Annual and Five-Year Plans. The main role of the RAB is to make recommendations regarding the development of the THA's Annual and Five-Year Plans and to provide input related to THA's public housing redevelopment efforts.

Trenton Housing Authority has promoted the development of resident councils for the various housing sites and encourage resident leaders to participate. The resident council are charged with communicating with THA and property management staff about programming and service needs and other resident concerns that may emerge. These resident councils have input/involvement with THA management operations and modernization needs. The resident council is opened to all families at their residential developments. Some Resident council officers serve on THA's Resident Advisory Board (RAB).

Trenton Housing Authority created an endowment trust from the remaining HOPE VI program funds. These funds were designed to continue services for households in meeting their self-sufficiency goals, especially those associated with maintaining residency, and for some, moving out of subsidized housing. In addition, these funds will go to promote family self-sufficiency through family stability and increased opportunities for case management, supportive services, stable employment, job training, education programs, higher paying jobs, financial literacy, and homeownership.

Actions taken to provide assistance to troubled PHAs

The Housing Authority is not considered to be a troubled PHA.

CR-35 - Other Actions 91.220(j)-(k); 91.320(i)-(j)

Actions taken to remove or ameliorate the negative effects of public policies that serve as barriers to affordable housing such as land use controls, tax policies affecting land, zoning ordinances, building codes, fees and charges, growth limitations, and policies affecting the return on residential investment. 91.220 (j); 91.320 (i)

As described in the Consolidated Plan, there are two key issues that are currently limiting the ability of would-be purchasers of government-subsidized homes to obtain mortgages. The first is the requirement of many government agencies that there be a second mortgage recorded on properties for the amount of the subsidy that has gone into the home, to help protect the public investment. This frequently raises the loan to value ratio to well beyond both the sales price and the appraised value of the home, creating a situation lenders perceive as high risk, despite the fact that these liens are subordinated to the lender's first mortgage. This practice is being required not only by the state, but also by many county and municipal governments in NJ, and is being applied to homes funded by HOME, the Neighborhood Stabilization Program, Balanced Housing and other programs.

The second issue is that many housing subsidy programs require affordability controls in the form of deed restrictions that do not extinguish in the case of foreclosure. It has become a problem over the last few years because lenders are relying increasingly on FHA to insure their mortgages, rather than private mortgage insurance companies, and FHA rules prohibit them from insuring mortgages that have deed restrictions that survive foreclosure. While this rule has been on the books at FHA for years, it apparently wasn't aggressively enforced until recently.

Over the last few years, these issues combine in a way that severely limited the availability of home purchase financing for subsidized homes in Trenton.

To expand the sale of homes in the City, a first-time homebuyer program has been initiated. The funds are secured by a lien on the property but will enable lower income buyers who do not have sufficient savings purchase a home.

Actions taken to address obstacles to meeting underserved needs. 91.220(k); 91.320(j)

The chief obstacle to meeting underserved needs is a lack of, or inadequate, resources -- both financial and human (staffing). The City of Trenton will continue to collaborate with human and social service agencies and the Continuum of Care to identify potential resources for meeting the service needs of City residents. The City will support the efforts of service agencies to maximize the use of available resources and to obtain additional resources whenever possible.

The City has been focused heavily on improving project management and greater system-wide efficiencies. The City will continue to improve staffing through additional training on CDBG, HOME, and ESG programs, providing the ability to maximize limited resources to address underserved

needs.

Actions taken to reduce lead-based paint hazards. 91.220(k); 91.320(j)

In the Spring of 2016, the City received a 3-year Lead Hazard Reduction Demonstration Grant from the US Department of HUD in the amount of \$2.1M. Those funds will be leveraged with contributions from the CDBG program in the amount of \$131,985 for up to three years. The program is expected to remove lead hazards from 150 homes over the three year period. In addition, the City's Housing Rehabilitation Program includes provisions to test for and address any lead hazards found. During 2018, the City tested and removed lead hazards in 8 homes.

Actions taken to reduce the number of poverty-level families. 91.220(k); 91.320(j)

The resources that the City of Trenton has to reduce the number of persons with incomes below the poverty level are limited. The City has continued to pursue and support various economic development and housing activities in an effort to provide an environment that will attract or retain businesses or facilitate the expansion of existing businesses thereby securing employment and increased incomes for City residents. The City has set aside \$1 million in CDBG funds to stimulate job creation in the City for businesses that will hire low and moderate income workers.

Actions taken to develop institutional structure. 91.220(k); 91.320(j)

The Department of Housing and Economic Development (HE&D) is the lead agency responsible for administering the City's CDBG, HOME and ESG programs. HE&D works with the Department of Health and Human Services, and the Department of Public Works to coordinate activities undertaken in the Action Plan. The Department of Health and Human Services assists in the administration of the City's ESG program.

The City has recently added a staff person to work on the administration of CDBG activities. The City is actively trying to fill key staff positions to administer the CDBG, ESG and HOME Programs. Consultants continue to play a role in the administration of the housing rehabilitation program, in the oversight of public works projects and the HOME program.

Actions taken to enhance coordination between public and private housing and social service agencies. 91.220(k); 91.320(j)

The City of Trenton relies on a network of public sector, private sector, and non-profit organizations to deliver needed housing and community development services to City residents, particularly the homeless and special needs populations. Many of the organizations in the network operate on a county or regional level.

The Trenton/ Mercer CoC is a planning committee that reviews, evaluates , maintains and develops ongoing strategies to address quality of life issues for the residents of Mercer County who may be homeless or in jeopardy of homelessness. The CoC has developed a system-wide approach for implementation of the HEARTH Act which is to consolidate homeless assistance programs, codify

the CoC planning process, and establish a goal of ensuring that families who become homeless return to permanent housing with 30 days.

The Mercer Alliance to End Homelessness, the Mercer County CoC, and County of Mercer County have all been partners in the development of this CAPER.

In addition, the City of Trenton, Office of Adult and Family Services provides a number of services which address the needs of persons who are not homeless, disabled, mentally & physically ill and who require supportive housing . These services include: (a) rental assistance to families and individuals in order to prevent homelessness (b) intensive and comprehensive case management services (c) referrals to other social services agencies which include substance abuse, mental health counseling, medical and dental services and educational and occupational training (e) referrals for emergency food, clothing and furniture (f) provide information for budget management, cleaning up personal credit, buying a home and preventing foreclosures.

The City continues to work with a host of social service providers including:

- Mercer Arc - provides services for the developmentally disabled
- Family Guidance Center- operates a Consumer Credit Counseling component and representative payee services for recipients of Social Security Income (SSI) and Social Security Disability Income (SSDI)
- Oaks Integrated Care - provides supportive services focus on mental health issues
- Mercer County Office on Aging - provides supportive services, meals and other services to the elderly
- Trenton Treatment Center - provides substance abuse counseling and treatment to drug and alcohol addicts
- Catholic Charities Diocese of Trenton – mental health services including addiction focused treatment, residential services, and counseling services.

Identify actions taken to overcome the effects of any impediments identified in the jurisdictions analysis of impediments to fair housing choice. 91.520(a)

In 2013, the City completed an Analysis of Impediments to Fair Housing. While this document did not focus exclusively on affordable housing, there were several initiatives identified to address barriers. For a more thorough discussion of this topic, please see refer to that document on the City's website (www.trentonnj.org).

The most significant barrier in 2018 to affordable housing in Trenton was, and continues to be, the difficulty with home buyer financing. The City implemented several new initiatives for FY2018 to help address housing needs, including auctioning of City-owned properties and its First Time Homebuyer Program.

In addition, as evidenced in the City's Analysis of Impediments, language barriers contribute to undeserved needs in the community. In addition to hiring an additional CDBG- funded staff person

that is bi-lingual, several activities funded by the CDBG program are directly aimed at serving those with language barriers.

DRAFT

CR-40 - Monitoring 91.220 and 91.230

Describe the standards and procedures used to monitor activities carried out in furtherance of the plan and used to ensure long-term compliance with requirements of the programs involved, including minority business outreach and the comprehensive planning requirements

An annual project completion report is required of all subrecipients.

ESG sub-recipients are required under the HEARTH Act to report client level data in the Homeless Management Information System (HMIS) that will be tracked for data quality and performance standards.

The Division of Housing Production is required to monitor and inspect HOME-assisted units for compliance with program rules. There is only one project that was initially funded in 2011 that was completed in 2018. Habitat for Humanity created a 7 - unit homebuyer project with 3 HOME assisted units sold. The major monitoring compliance requirements for the HOME Program with regard to this project are: Project Eligibility, Household Eligibility and Recordkeeping.

The City has revised its rehabilitation standards per the HOME requirements at 24 CFR Part 200.925 or 200.926 to reflect the requirements of the New Jersey Rehabilitation Subcode. The City of Trenton Housing Monitoring Form is used for monitoring. The goals of the inspection process are: to ensure the property remains operationally efficient; is competitive within the marketplace; and is of the highest quality housing for the targeted population, and that maintenance, repair and improvements are made when necessary.

When a subrecipient accepts HOME/ESG/CDBG funds, it also accepts the responsibility to ensure that those funds are spent for the purpose of the program, and in accordance with all applicable Federal regulations, state and local laws.

The City recognizes that monitoring is important for evaluating the effectiveness of operating procedures and systems. Internal processes for monitoring subrecipients, particularly public service providers, has been ramped up. Invoicing is reviewed for eligibility and expenses fully documented. On-site monitoring is used to evaluate several functions within a subrecipient's operational system, including Financial and Administrative Program Operations, and Projects.

Monitoring involves reviewing an organization's stated policies and procedures to determine if the policies have adequate controls to ensure program compliance, and then reviewing files to determine whether or not the policies and procedures are carried out. On-site visits to subrecipient offices, as well as construction site visits and post-construction site visits provide critical information about the accuracy of program files.

Following a monitoring visit a subrecipient receives a letter from the City indicating any findings or areas of concern that need to be addressed. All such matters are followed up with additional on-site monitoring and/or discussion and documentation.

On site monitoring is also conducted of public works projects. At least one labor compliance visit is made to each site and program staff are tasked with routine progress inspections, final inspections and approval of all work related to invoicing.

Monitoring Affirmative Marketing

The affirmative marketing plan communicates to the general public that the City of Trenton's housing programs are administered in a nondiscriminatory manner to all persons regardless of race, color, national origin, age, religion, sex, disability or familial status. The purpose of the AFHMP is to make residents aware of the affordable housing opportunities generated by HOME Program activities

All marketing material includes the equal housing opportunity message, or the equal housing opportunity logo or slogan as part of the outreach to the general community. This information is included in all written outreach tools including press releases, newsletters, brochures, advertisements, direct mail solicitations, and related advertising.

Developers are required to identify for each funded development, populations that are least likely to apply without special outreach, and document the ways in which they are tailoring affirmative marketing requirements to attract these populations accordingly.

All marketing of HOME-assisted housing has to be city-wide and all advertising has to be placed in sources of wide circulation. This includes specifying media sources used in advertising to particular audiences such as a newspaper that serves the Hispanic population or the Polish population has to be noted. All advertisements, brochures, and other written materials shall be published in multiple languages, in order to reach non-English-speaking audiences.

Monitoring Income Eligibility

The determination of an applicant's income eligibility and eligibility as a family is done within six months of the time at which the applicant receives assistance or occupies the unit. For rental housing, family income and family size must be determined annually for the compliance period. Additionally, income must be verified at time of application or certification. Verification can be done with third party written documents, written notes of third party conversations, or first-hand documentation provided by the recipient. For rental housing, verification of income is required when a tenant first occupies a unit, and every sixth year thereafter during the compliance period. In interim years, a tenant certification is sufficient.

For the City of Trenton's homeownership program, loan underwriting criteria is included. Loan qualification is coordinated with the timing of income certification to ensure that unnecessary certifications do not occur. The lending criteria are established by participating lenders and are reasonably related to the buyer's ability to undertake homeownership responsibilities and repay the loan. The City of Trenton also pays close attention to the conflict of interest provisions at 92.356 and standards set forth in the Local Government Ethics Law at N.J.S.A. 40A :9-22.1, et seq. Specifically, the Code of Ethics for local officers and employees set forth at N. J.S.A. 40A :9-22.5 and N. J.S.A 40:69A - 163.

Monitoring Housing Records

The City's monitoring responsibilities with respect to recordkeeping include maintaining program records for the retention period (§954.400 to §954.402) and other federal requirements (§954.4) that apply for the duration of the period of affordability, as well retained for three years after the required period of affordability specified in §954.306 or §954.307, as applicable or three years after closeout of the fund's including refinancing guidelines, and evidence that housing projects meet subsidy layering guidelines. All HOME subrecipients are required to establish a record keeping system that will make it easy to confirm that program regulations are being met including HOME rent levels and utility allowance calculations. If HOME- assisted units are floating, the owner must clearly document how the HOME occupancy targets are being met (i.e. rental logs that show that HOME-assisted units were properly replaced). Files will document that each HOME-assisted unit is occupied by an income-eligible tenant and will include the tenant's application, initial income verification, subsequent annual re-certifications and the tenant's lease. The owner will also be required to develop a tenant selection policy which describes the procedure for reviewing applications for housing, criteria to identify eligible tenants, create waiting lists from which tenants will be selected and provide prompt written notification of rejections.

Citizen Participation Plan 91.105(d); 91.115(d)

Describe the efforts to provide citizens with reasonable notice and an opportunity to comment on performance reports.

Through a collaborative planning process, involving a broad range of public and private agencies, the City has developed a single, consolidated planning and application document for the use of federal entitlement funds available through the CDBG, HOME, and ESG Programs. In agreement with 24 CFR 91.115(e) Trenton has adopted a Citizen Participation Plan describing the citizen participation requirements of its CDBG program. The Citizen Participation Plan is on file at the City Department of Housing & Economic Development and on the Department's web site.

The City supplements the process described in the Citizen Participation Plan with the use of an email list. Subscriptions to the list are available to anyone via the City's website (<http://www.trentonnj.org/Cit-eAccess/MailingList/index.cfm?ID=79&TID=55&TPID=9810>).

There are currently more than 250 organizations and individuals signed up to the mailing list. The email list is used to announce upcoming hearings, distribute slides and handouts from those hearings, and advertise the availability of critical documents, such as this CAPER.

Per the City's Citizen Participation Plan, an ad was placed in the Trenton Times on September 11, 2019 notifying the public of the availability of the CAPER for public display. The CAPER was placed on public display from September 11, 2019 to September 27, 2019.

Insert Public Comments received

CR-45 - CDBG 91.520(c)

Specify the nature of, and reasons for, any changes in the jurisdiction's program

objectives and indications of how the jurisdiction would change its programs as a result of its experiences.

The City has learned that it must plan ahead to use funds appropriately and expeditiously. The City has also learned that there is a finite number of activities that staff can adequately monitor and to limit the number of activities accordingly.

DRAFT

CR-50 - HOME 91.520(d)

Include the results of on-site inspections of affordable rental housing assisted under the program to determine compliance with housing codes and other applicable regulations

There were no monitoring inspections completed in 2018. The Habitat project was completed and a final inspection made.

Provide an assessment of the jurisdiction's affirmative marketing actions for HOME units. 92.351(b)

Developers must submit an Affirmative Marketing Plan with their HOME application. The steps outlined must be approved by the City to ensure that the developers will reach the targeted audience.

Refer to IDIS reports to describe the amount and use of program income for projects, including the number of projects and owner and tenant characteristics

The City has not received program income for the HOME Program.

Describe other actions taken to foster and maintain affordable housing. 91.220(k) (STATES ONLY: Including the coordination of LIHTC with the development of affordable housing). 91.320(j)

The City will continue to support its goals of maintaining and expanding affordable housing by utilizing CDBG and HOME allocations to create new opportunities for affordable rental and homeownership and rehabilitate existing affordable units.

The City allocated CDBG funds for the first-time homebuyer program in the amounts of \$329,067. The homebuyer program assists low and moderate income homebuyers with downpayment and closing cost assistance to enable them to purchase a home.

The housing rehabilitation program has continued to provide assistance to existing homeowners to rehabilitate their homes. There is sufficient prior year funds for the housing rehabilitation program to able the program to assist up to 18 homeowners.

CR-60 - ESG 91.520(g) (ESG Recipients only)

ESG Supplement to the CAPER in *e-snaps*

For Paperwork Reduction Act

1. Recipient Information—All Recipients Complete

Basic Grant Information

Recipient Name	TRENTON
Organizational DUNS Number	136478000
EIN/TIN Number	216001242
Identify the Field Office	NEWARK
Identify CoC(s) in which the recipient or subrecipient(s) will provide ESG assistance	

ESG Contact Name

Prefix	Mrs.
First Name	Farrah
Middle Name	C.
Last Name	Gee
Suffix	0
Title	Contract Administrator II

ESG Contact Address

Street Address 1	319 East State Street
Street Address 2	0
City	Trenton
State	NJ
ZIP Code	-
Phone Number	6099893516
Extension	0
Fax Number	6099894243
Email Address	fgee@trentonnj.org

ESG Secondary Contact

Prefix	Mr
First Name	Samuel
Last Name	Zubah
Suffix	0
Title	Accountant
Phone Number	6099893162
Extension	0
Email Address	szubah@trentonnj.org

2. Reporting Period—All Recipients Complete

Program Year Start Date 07/01/2018
Program Year End Date 06/30/2018

3a. Subrecipient Form – Complete one form for each subrecipient

Subrecipient or Contractor Name: TRENTON
City: Trenton
State: NJ
Zip Code: 08608, 1809
DUNS Number: 136478000
Is subrecipient a victim services provider: N
Subrecipient Organization Type: Unit of Government
ESG Subgrant or Contract Award Amount: 24262

Subrecipient or Contractor Name: HOMEFRONT - TLC, INC.
City: Lawrenceville
State: NJ
Zip Code: 08648, 4561
DUNS Number:
Is subrecipient a victim services provider: N
Subrecipient Organization Type: Other Non-Profit Organization
ESG Subgrant or Contract Award Amount: 10000

Subrecipient or Contractor Name: Rescue Mission of Trenton
City: Trenton
State: NJ
Zip Code: 08609, 1008
DUNS Number: 079486460
Is subrecipient a victim services provider: N
Subrecipient Organization Type: Faith-Based Organization
ESG Subgrant or Contract Award Amount: 15000

Subrecipient or Contractor Name: Catholic Charities
City: Trenton
State: NJ
Zip Code: 08618, 5705
DUNS Number: 069057640
Is subrecipient a victim services provider: N
Subrecipient Organization Type: Faith-Based Organization
ESG Subgrant or Contract Award Amount: 135236

Subrecipient or Contractor Name: Womanspace
City: Lawrenceville
State: NJ
Zip Code: 08648, 4657
DUNS Number: 051974186
Is subrecipient a victim services provider: Y
Subrecipient Organization Type: Other Non-Profit Organization
ESG Subgrant or Contract Award Amount: 12000

Subrecipient or Contractor Name: Anchor House, Inc.
City: Trenton
State: NJ
Zip Code: 08611
DUNS Number: 050176023
Is subrecipient a victim services provider: N
Subrecipient Organization Type: Other Non-Profit Organization
ESG Subgrant or Contract Award Amount: 12,000

CR-65 - Persons Assisted (PER HUD INSTRUCTIONS - LEAVE BLANK)

1. Persons Served

4a. Complete for Homelessness Prevention Activities

Number of Persons in Households	Total
Adults	
Children	
Don't Know/Refused/Other	
Missing Information	
Total	

Table 14 – Household Information for Homeless Prevention Activities

4b. Complete for Rapid Re-Housing Activities

Number of Persons in Households	Total
Adults	
Children	
Don't Know/Refused/Other	
Missing Information	
Total	

Table 15 – Household Information for Rapid Re-Housing Activities

4c. Complete for Shelter

Number of Persons in Households	Total
Adults	
Children	
Don't Know/Refused/Other	
Missing Information	
Total	

Table 16 – Shelter Information

4d. Street Outreach

Number of Persons in Households	Total
Adults	
Children	
Don't Know/Refused/Other	
Missing Information	
Total	

Table 17 – Household Information for Street Outreach

4e. Totals for all Persons Served with ESG

Number of Persons in Households	Total
Adults	
Children	
Don't Know/Refused/Other	
Missing Information	
Total	

Table 18 – Household Information for Persons Served with ESG

5. Gender—Complete for All Activities

	Total
Male	
Female	
Transgender	
Don't Know/Refused/Other	
Missing Information	
Total	

Table 19 – Gender Information

6. Age—Complete for All Activities

	Total
Under 18	
18-24	
25 and over	
Don't Know/Refused/Other	
Missing Information	
Total	

Table 20 – Age Information

7. Special Populations Served—Complete for All Activities

Number of Persons in Households

Subpopulation	Total	Total Persons Served – Prevention	Total Persons Served – RRH	Total Persons Served in Emergency Shelters
Veterans				
Victims of Domestic Violence				
Elderly				
HIV/AIDS				
Chronically Homeless				
Persons with Disabilities:				
Severely Mentally Ill				
Chronic Substance Abuse				
Other Disability				
Total (unduplicated if possible)				

Table 21 – Special Population Served

CR-70 – ESG 91.520(g) - Assistance Provided and Outcomes

8. Shelter Utilization

Number of New Units – Rehabbed	0
Number of New Units – Conversion	0
Total Number of bed - nights available	56,907
Total Number of bed - nights provided	53,407
Capacity Utilization	93.85%

Table 22 – Shelter Capacity

9. Project Outcomes Data measured under the performance standards developed in consultation with the CoC(s)

The City continues to have good relationships with many of its state and local partners, including entities such as the Mercer County Alliance to End Homelessness, the Trenton Housing Authority, NJHMFA, State and County entities, supportive service providers, non-and-for-profit developers, and various financial institutions. NJHMFA's UNIAP process has streamlined the development process. Additionally, Mercer County Human Services Advisory Council sponsors Homeless Emergency Assistance and Affordable Housing Committee (HEAAH) meetings every month. The objective of the HEAAH committee meetings is to encourage dialogue and learning among the various agencies.

In 2011, the Trenton/Mercer CoC drafted by-laws and created an Executive Committee. The purpose of the Executive Committee is annually to set priorities for homelessness services and housing based on analysis of community data and need, in accordance with HUD and the State of New Jersey; to make funding recommendations to the Collaborative Applicant for the annual allocation from the U.S. Department of HUD; to assure that programs receiving HUD funding are appropriately monitored and meet program performance standards; to identify additional funding sources that contribute to the community's ability to respond to homeless populations; and to monitor the effective functioning of the COC, including review of attendance.

All ESG activities are setup as programs in the CoC's HMIS system. The CoC's System Oversight Committee (which includes the City's CDBG Coordinator) meet monthly to review the accomplishments and challenges to the implementation of all CoC and ESG-funded activities. As necessary, representatives from the sponsors of troubled projects are invited to future meetings to help resolve issues.

CR-75 – Expenditures

11. Expenditures

11a. ESG Expenditures for Homelessness Prevention

	Dollar Amount of Expenditures in Program Year		
	2016	2017	2018
Expenditures for Rental Assistance	0	0	0
Expenditures for Housing Relocation and Stabilization Services - Financial Assistance	0	0	0
Expenditures for Housing Relocation & Stabilization Services - Services	0	0	0
Expenditures for Homeless Prevention under Emergency Shelter Grants Program	0	0	0
Subtotal Homelessness Prevention	0	0	0

Table 23 – ESG Expenditures for Homelessness Prevention

11b. ESG Expenditures for Rapid Re-Housing

	Dollar Amount of Expenditures in Program Year		
	2016	2017	2018
Expenditures for Rental Assistance	96,030	92,331.91	0
Expenditures for Housing Relocation and Stabilization Services - Financial Assistance	0	0	0
Expenditures for Housing Relocation & Stabilization Services - Services	0	0	0
Expenditures for Homeless Assistance under Emergency Shelter Grants Program	0	0	0
Subtotal Rapid Re-Housing	96,030	92,331.91	0

Table 24 – ESG Expenditures for Rapid Re-Housing

11c. ESG Expenditures for Emergency Shelter

	Dollar Amount of Expenditures in Program Year		
	2016	2017	2018
Essential Services	0	0	0
Operations	54,000	36,112.74	0
Renovation	0	0	0
Major Rehab	0	0	0

Conversion	0	0	0
Subtotal	54,000	36,112.74	0

Table 25 – ESG Expenditures for Emergency Shelter

11d. Other Grant Expenditures

	Dollar Amount of Expenditures in Program Year		
	2016	2017	2018
HMIS	33,482.00	0	0
Administration	12,966.66	2,825.60	0
Street Outreach	15,749.91	1,992.00	0

Table 26 - Other Grant Expenditures

11e. Total ESG Grant Funds

Total ESG Funds Expended	2016	2017	2018
0	212,229	133,264.25	0

Table 27 - Total ESG Funds Expended

11f. Match Source

	2016	2017	2018
Other Non-ESG HUD Funds	0	0	0
Other Federal Funds	0	0	0
State Government	0	0	0
Local Government	0	0	400,000
Private Funds	0	0	0
Other	0	0	0
Fees	0	0	0
Program Income	0	0	0
Total Match Amount	0	400,000	0

Table 28 - Other Funds Expended on Eligible ESG Activities

11g. Total

Total Amount of Funds Expended on ESG Activities	2015	2016	2018
0	0	0	400000

Table 29 - Total Amount of Funds Expended on ESG Activities



Office of Community Planning and Development
 U.S. Department of Housing and Urban Development
 Integrated Disbursement and Information System
 PR26 - CDBG Financial Summary Report
 Program Year 2018
 TRENTON , NJ

DATE: 09-10-19
 TIME: 15:36
 PAGE: 1

PART I: SUMMARY OF CDBG RESOURCES

01 UNEXPENDED CDBG FUNDS AT END OF PREVIOUS PROGRAM YEAR	6,875,213.83
02 ENTITLEMENT GRANT	2,661,311.00
03 SURPLUS URBAN RENEWAL	0.00
04 SECTION 108 GUARANTEED LOAN FUNDS	0.00
05 CURRENT YEAR PROGRAM INCOME	84,652.69
05a CURRENT YEAR SECTION 108 PROGRAM INCOME (FOR SI TYPE)	0.00
06 FUNDS RETURNED TO THE LINE-OF-CREDIT	0.00
06a FUNDS RETURNED TO THE LOCAL CDBG ACCOUNT	1,107,437.00
07 ADJUSTMENT TO COMPUTE TOTAL AVAILABLE	0.00
08 TOTAL AVAILABLE (SUM, LINES 01-07)	10,728,614.52

PART II: SUMMARY OF CDBG EXPENDITURES

09 DISBURSEMENTS OTHER THAN SECTION 108 REPAYMENTS AND PLANNING/ADMINISTRATION	3,023,029.30
10 ADJUSTMENT TO COMPUTE TOTAL AMOUNT SUBJECT TO LOW/MOD BENEFIT	0.00
11 AMOUNT SUBJECT TO LOW/MOD BENEFIT (LINE 09 + LINE 10)	3,023,029.30
12 DISBURSED IN IDIS FOR PLANNING/ADMINISTRATION	44,033.43
13 DISBURSED IN IDIS FOR SECTION 108 REPAYMENTS	0.00
14 ADJUSTMENT TO COMPUTE TOTAL EXPENDITURES	0.00
15 TOTAL EXPENDITURES (SUM, LINES 11-14)	3,067,062.73
16 UNEXPENDED BALANCE (LINE 08 - LINE 15)	7,661,551.79

PART III: LOWMOD BENEFIT THIS REPORTING PERIOD

17 EXPENDED FOR LOW/MOD HOUSING IN SPECIAL AREAS	0.00
18 EXPENDED FOR LOW/MOD MULTI-UNIT HOUSING	0.00
19 DISBURSED FOR OTHER LOW/MOD ACTIVITIES	3,023,029.30
20 ADJUSTMENT TO COMPUTE TOTAL LOW/MOD CREDIT	0.00
21 TOTAL LOW/MOD CREDIT (SUM, LINES 17-20)	3,023,029.30
22 PERCENT LOW/MOD CREDIT (LINE 21/LINE 11)	100.00%

LOW/MOD BENEFIT FOR MULTI-YEAR CERTIFICATIONS

23 PROGRAM YEARS(PY) COVERED IN CERTIFICATION	PY: PY: PY:
24 CUMULATIVE NET EXPENDITURES SUBJECT TO LOW/MOD BENEFIT CALCULATION	0.00
25 CUMULATIVE EXPENDITURES BENEFITING LOW/MOD PERSONS	0.00
26 PERCENT BENEFIT TO LOW/MOD PERSONS (LINE 25/LINE 24)	0.00%

PART IV: PUBLIC SERVICE (PS) CAP CALCULATIONS

27 DISBURSED IN IDIS FOR PUBLIC SERVICES	208,040.11
28 PS UNLIQUIDATED OBLIGATIONS AT END OF CURRENT PROGRAM YEAR	1,413,397.23
29 PS UNLIQUIDATED OBLIGATIONS AT END OF PREVIOUS PROGRAM YEAR	1,044,397.23
30 ADJUSTMENT TO COMPUTE TOTAL PS OBLIGATIONS	0.00
31 TOTAL PS OBLIGATIONS (LINE 27 + LINE 28 - LINE 29 + LINE 30)	577,040.11
32 ENTITLEMENT GRANT	2,661,311.00
33 PRIOR YEAR PROGRAM INCOME	0.00
34 ADJUSTMENT TO COMPUTE TOTAL SUBJECT TO PS CAP	0.00
35 TOTAL SUBJECT TO PS CAP (SUM, LINES 32-34)	2,661,311.00
36 PERCENT FUNDS OBLIGATED FOR PS ACTIVITIES (LINE 31/LINE 35)	21.68%

PART V: PLANNING AND ADMINISTRATION (PA) CAP

37 DISBURSED IN IDIS FOR PLANNING/ADMINISTRATION	44,033.43
38 PA UNLIQUIDATED OBLIGATIONS AT END OF CURRENT PROGRAM YEAR	832,288.77
39 PA UNLIQUIDATED OBLIGATIONS AT END OF PREVIOUS PROGRAM YEAR	585,548.57
40 ADJUSTMENT TO COMPUTE TOTAL PA OBLIGATIONS	0.00
41 TOTAL PA OBLIGATIONS (LINE 37 + LINE 38 - LINE 39 +LINE 40)	290,773.63
42 ENTITLEMENT GRANT	2,661,311.00
43 CURRENT YEAR PROGRAM INCOME	84,652.69
44 ADJUSTMENT TO COMPUTE TOTAL SUBJECT TO PA CAP	0.00
45 TOTAL SUBJECT TO PA CAP (SUM, LINES 42-44)	2,745,963.69
46 PERCENT FUNDS OBLIGATED FOR PA ACTIVITIES (LINE 41/LINE 45)	10.59%



Office of Community Planning and Development
 U.S. Department of Housing and Urban Development
 Integrated Disbursement and Information System
 PR26 - CDBG Financial Summary Report
 Program Year 2018
 TRENTON , NJ

DATE: 09-10-19
 TIME: 15:36
 PAGE: 2

LINE 17 DETAIL: ACTIVITIES TO CONSIDER IN DETERMINING THE AMOUNT TO ENTER ON LINE 17

Report returned no data.

LINE 18 DETAIL: ACTIVITIES TO CONSIDER IN DETERMINING THE AMOUNT TO ENTER ON LINE 18

Report returned no data.

LINE 19 DETAIL: ACTIVITIES INCLUDED IN THE COMPUTATION OF LINE 19

Plan Year	IDIS Project	IDIS Activity	Voucher Number	Activity Name	Matrix Code	National Objective	Drawn Amount
2013	5	1646	6174196	Improvements to Senior Centers	03A	LMC	\$49,968.96
2013	5	1646	6204289	Improvements to Senior Centers	03A	LMC	\$2,665.59
2013	5	1646	6245992	Improvements to Senior Centers	03A	LMC	\$90.73
2014	2	1708	6174198	Improvements to Senior Centers	03A	LMC	\$13,177.00
2014	2	1708	6245993	Improvements to Senior Centers	03A	LMC	\$7,148.00
2015	63	1797	6271123	Senior Center Improvements	03A	LMC	\$135,052.00
					03A	Matrix Code	\$208,102.28
2009	9	1547	6242917	ARTWORKS-EVERETT ALLEY FACILITY IMPROVEMENTS PI	03E	LMA	\$20,051.79
2015	33	1808	6185214	NCIP: 27 North Clinton	03E	LMA	\$5,016.00
2015	33	1808	6271123	NCIP: 27 North Clinton	03E	LMA	\$4,135.00
2015	33	1810	6207049	NCIP: 794 East State Street	03E	LMA	\$141,034.00
2015	33	1811	6185214	NCIP: 431 Pennington Avenue	03E	LMA	\$4,075.50
2015	33	1812	6177922	NCIP: 1004 Division Street	03E	LMA	\$5,336.50
2015	33	1812	6274328	NCIP: 1004 Division Street	03E	LMA	\$63,013.50
					03E	Matrix Code	\$242,662.29
2014	15	1707	6174198	Local Roadway Reconstruction	03K	LMA	\$48,936.02
2014	15	1707	6185312	Local Roadway Reconstruction	03K	LMA	\$14,700.00
2014	15	1707	6245993	Local Roadway Reconstruction	03K	LMA	\$10,908.75
2014	15	1707	6245999	Local Roadway Reconstruction	03K	LMA	\$2,035.25
2015	29	1764	6185214	Local Roadway Reconstruction	03K	LMA	\$536,357.01
2015	29	1764	6206737	Local Roadway Reconstruction	03K	LMA	\$897,050.18
2015	29	1764	6242984	Local Roadway Reconstruction	03K	LMA	\$446,072.72
					03K	Matrix Code	\$1,956,059.93
2015	28	1761	6271123	Operations of Senior Centers	05A	LMC	\$52,000.00
					05A	Matrix Code	\$52,000.00
2016	10	1813	6246006	Catholic Youth Organization -- After School Program	05D	LMC	\$20,000.00
2016	10	1817	6246006	Millhill -- Trenton PEERS	05D	LMC	\$10,000.00
2016	10	1818	6246006	Trenton Community Music School -- Trenton Music Makers	05D	LMC	\$20,000.00
					05D	Matrix Code	\$50,000.00
2015	47	1803	6207049	FTHB 7-2017	05R	LMH	\$9,152.00
2015	47	1804	6207049	FTHB 8-2017	05R	LMH	\$11,305.00
2015	47	1805	6207049	FTHB 9-2017	05R	LMH	\$7,815.00
2015	47	1806	6207049	FTHB 10-2017	05R	LMH	\$11,849.00
2015	47	1807	6207049	FTHB: 2-2018	05R	LMH	\$9,900.00
2015	47	1820	6207049	FTHB 1-2018	05R	LMH	\$12,097.00
2015	47	1821	6242984	FTHB: 1-2019	05R	LMH	\$24,500.00
2015	47	1830	6177922	FTHB 4-2017	05R	LMH	\$347.82
2015	47	1831	6177922	FTHB 6-2017	05R	LMH	\$8,388.00
2015	47	1832	6177922	FTHB 5-2017	05R	LMH	\$9,864.28
2015	47	1832	6207049	FTHB 5-2017	05R	LMH	\$822.01
					05R	Matrix Code	\$106,040.11
2015	47	1822	6242984	FTHB: 2-2019	13B	LMH	\$12,000.00
					13B	Matrix Code	\$12,000.00
2013	3	1643	6174196	Housing Rehabilitation Program	14A	LMH	\$17,277.50
2015	37	1759	6185310	Housing Rehabilitation Hard Cost	14A	LMH	\$20,646.78
2015	37	1759	6206737	Housing Rehabilitation Hard Cost	14A	LMH	\$21,225.00
2015	37	1759	6207049	Housing Rehabilitation Hard Cost	14A	LMH	\$23,950.00



Office of Community Planning and Development
 U.S. Department of Housing and Urban Development
 Integrated Disbursement and Information System
 PR26 - CDBG Financial Summary Report
 Program Year 2018
 TRENTON , NJ

DATE: 09-10-19
 TIME: 15:36
 PAGE: 3


Plan Year	IDIS Project	IDIS Activity	Voucher Number	Activity Name	Matrix Code	National Objective	Drawn Amount
2015	37	1759	6242984	Housing Rehabilitation Hard Cost	14A	LMH	\$26,920.00
2015	37	1759	6245995	Housing Rehabilitation Hard Cost	14A	LMH	\$15,200.00
2015	37	1759	6274328	Housing Rehabilitation Hard Cost	14A	LMH	\$111.00
					14A	Matrix Code	\$125,230.28
2015	64	1796	6245995	Public Housing Modernization	14C	LMH	\$12,628.00
2015	64	1796	6271123	Public Housing Modernization	14C	LMH	\$233,906.41
					14C	Matrix Code	\$246,534.41
2015	2	1760	6177922	Housing Rehab Administration	14H	LMH	\$9,375.00
2015	2	1760	6242984	Housing Rehab Administration	14H	LMH	\$3,875.00
2015	2	1760	6245995	Housing Rehab Administration	14H	LMH	\$11,150.00
					14H	Matrix Code	\$24,400.00
Total							\$3,023,029.30

LINE 27 DETAIL: ACTIVITIES INCLUDED IN THE COMPUTATION OF LINE 27

Plan Year	IDIS Project	IDIS Activity	Voucher Number	Activity Name	Matrix Code	National Objective	Drawn Amount
2015	28	1761	6271123	Operations of Senior Centers	05A	LMC	\$52,000.00
					05A	Matrix Code	\$52,000.00
2016	10	1813	6246006	Catholic Youth Organization -- After School Program	05D	LMC	\$20,000.00
2016	10	1817	6246006	Millhill -- Trenton PEERS	05D	LMC	\$10,000.00
2016	10	1818	6246006	Trenton Community Music School -- Trenton Music Makers	05D	LMC	\$20,000.00
					05D	Matrix Code	\$50,000.00
2015	47	1803	6207049	FTHB 7-2017	05R	LMH	\$9,152.00
2015	47	1804	6207049	FTHB 8-2017	05R	LMH	\$11,305.00
2015	47	1805	6207049	FTHB 9-2017	05R	LMH	\$7,815.00
2015	47	1806	6207049	FTHB 10-2017	05R	LMH	\$11,849.00
2015	47	1807	6207049	FTHB: 2-2018	05R	LMH	\$9,900.00
2015	47	1820	6207049	FTHB 1-2018	05R	LMH	\$12,097.00
2015	47	1821	6242984	FTHB: 1-2019	05R	LMH	\$24,500.00
2015	47	1830	6177922	FTHB 4-2017	05R	LMH	\$347.82
2015	47	1831	6177922	FTHB 6-2017	05R	LMH	\$8,388.00
2015	47	1832	6177922	FTHB 5-2017	05R	LMH	\$9,864.28
2015	47	1832	6207049	FTHB 5-2017	05R	LMH	\$822.01
					05R	Matrix Code	\$106,040.11
Total							\$208,040.11

LINE 37 DETAIL: ACTIVITIES INCLUDED IN THE COMPUTATION OF LINE 37

Plan Year	IDIS Project	IDIS Activity	Voucher Number	Activity Name	Matrix Code	National Objective	Drawn Amount
2015	45	1780	6177922	Administrative Costs for Program Income Projects	21A		\$30,789.83
2015	45	1780	6271123	Administrative Costs for Program Income Projects	21A		\$13,243.60
					21A	Matrix Code	\$44,033.43
Total							\$44,033.43



U.S. Department of Housing and Urban Development
 Office of Community Planning and Development
 Integrated Disbursement and Information System
 Con Plan Goals and Accomplishments
 TRENTON, 2018

Date: 09/11/2019


Time: 9:35 AM

Page: 1

Accomplishments Associated With a Single Strategic Plan Goal

Goal	Category	Funding Source & Amount	Outcome Indicator	Outcome Unit of Measure	Outcome Expected - Strategic Plan	Outcome Actual - Strategic Plan	Percent Complete	Outcome Expected - Program Year	Outcome Actual - Program Year	Percent Complete
Increase the number of affordable units	Affordable Housing	CDBG: \$ / HOME: \$	Public service activities for Low/Moderate Income Housing Benefit	Households Assisted	0	4		0	4	
			Rental units constructed	Household Housing Unit	0	0		10	0	0.00%
			Rental units rehabilitated	Household Housing Unit	0	11		0	11	
			Homeowner Housing Rehabilitated	Household Housing Unit	165	0	0.00%	10	0	0.00%
			Direct Financial Assistance to Homebuyers	Households Assisted	0	4		0	4	
			Housing for Homeless added	Household Housing Unit	0	0		0	0	
			Housing for People with HIV/AIDS added	Household Housing Unit	0	0		0	0	
Slum and blight removal	Non-Housing Community Development	CDBG: \$	Buildings Demolished	Buildings	40	0	0.00%			
Job Creation and Retention	Economic Development	CDBG: \$	Jobs created/retained	Jobs	85	0	0.00%			
Improve public infrastructure	Non-Housing Community Development	CDBG: \$	Public Facility or Infrastructure Activities other than Low/Moderate Income Housing Benefit	Persons Assisted	5000	83940	1,678.80%	0	83940	
Improve public facilities	Non-Housing Community Development	CDBG: \$	Public Facility or Infrastructure Activities other than Low/Moderate Income Housing Benefit	Persons Assisted	4837	0	0.00%	2500	0	0.00%
Improve health care	Health Care	CDBG: \$	Public service activities other than Low/Moderate Income Housing Benefit	Persons Assisted	20000	0	0.00%			
Provide public services	Non-Housing Community Development	CDBG: \$	Public service activities other than Low/Moderate Income Housing Benefit	Persons Assisted	1000	0	0.00%	10000	0	0.00%
Provide homeless housing and services	Homeless	CDBG: \$ / ESG: \$	Tenant-based rental assistance / Rapid Rehousing	Households Assisted	50	0	0.00%	16	0	0.00%
			Homeless Person Overnight Shelter	Persons Assisted	0	0		1700	0	0.00%
			Homelessness Prevention	Persons Assisted	500	0	0.00%			
Acquisition	Acq	CDBG: \$	Rental units rehabilitated	Household Housing Unit	25	0	0.00%			
Planning and administration	Planning and administration	CDBG: \$ / HOME: \$ / ESG: \$	Other	Other	5	0	0.00%	3	0	0.00%

Accomplishments Associated With More Than One Strategic Plan Goal



U.S. Department of Housing and Urban Development
Office of Community Planning and Development
Integrated Disbursement and Information System
Con Plan Goals and Accomplishments
TRENTON, 2018

Date: 09/11/2019

Time: 9:35 AM

Page: 2

No data returned for this view. This might be because the applied filter excludes all data.

Accomplishments Not Associated With a Strategic Plan Goal

Project Name	Activity Name	Goal Outcome Indicator	Outcome Unit of Measure	Outcome Actual - Program Year
Capital Improvements for Nonprofit Facilities	NCIP: 794 East State Street	Public Facility or Infrastructure Activities other than Low/Moderate Income Housing Benefit	Persons Assisted	83940
Housing Rehab Hard Costs	Housing Rehabilitation Hard Cost	Homeowner Housing Rehabilitated	Household Housing Unit	6
Housing Rehabilitation -- Hard Costs	Housing Rehabilitation Program	Homeowner Housing Rehabilitated	Household Housing Unit	0
Local Roadway Reconstruction	Local Roadway Reconstruction	Public Facility or Infrastructure Activities other than Low/Moderate Income Housing Benefit	Persons Assisted	83940



U.S. Department of Housing and Urban Development
 Office of Community Planning and Development
 Integrated Disbursement and Information System
 CDBG Summary of Accomplishments
 Program Year: 2018

DATE: 09-11-19
 TIME: 9:34
 PAGE: 1

TRENTON

Count of CDBG Activities with Disbursements by Activity Group & Matrix Code

Activity Group	Activity Category	Open Count	Open Activities Disbursed	Completed Count	Completed Activities Disbursed	Program Year Count	Total Activities Disbursed
Economic Development	ED Direct Financial Assistance to For-Profits (18A)	1	\$0.00	0	\$0.00	1	\$0.00
	Total Economic Development	1	\$0.00	0	\$0.00	1	\$0.00
Housing	Homeownership Assistance-excluding Housing Counseling under 24 CFR 5.100 (13B)	0	\$0.00	1	\$12,000.00	1	\$12,000.00
	Rehab; Single-Unit Residential (14A)	5	\$125,230.28	0	\$0.00	5	\$125,230.28
	Public Housing Modernization (14C)	0	\$0.00	1	\$246,534.41	1	\$246,534.41
	Rehabilitation Administration (14H)	1	\$24,400.00	0	\$0.00	1	\$24,400.00
	Total Housing	6	\$149,630.28	2	\$258,534.41	8	\$408,164.69
Public Facilities and Improvements	Senior Centers (03A)	3	\$208,102.28	0	\$0.00	3	\$208,102.28
	Youth Centers (03D)	1	\$0.00	0	\$0.00	1	\$0.00
	Neighborhood Facilities (03E)	6	\$101,628.29	1	\$141,034.00	7	\$242,662.29
	Parks, Recreational Facilities (03F)	1	\$0.00	0	\$0.00	1	\$0.00
	Street Improvements (03K)	0	\$0.00	2	\$1,956,059.93	2	\$1,956,059.93
	Total Public Facilities and Improvements	11	\$309,730.57	3	\$2,097,093.93	14	\$2,406,824.50
Public Services	Senior Services (05A)	1	\$52,000.00	0	\$0.00	1	\$52,000.00
	Youth Services (05D)	1	\$0.00	6	\$50,000.00	7	\$50,000.00
	Health Services (05M)	1	\$0.00	0	\$0.00	1	\$0.00
	Homebuyer Downpayment Assistance-Excluding Housing Counseling, under 24 CFR 5.100 (05R)	3	\$0.00	12	\$106,040.11	15	\$106,040.11
	Total Public Services	6	\$52,000.00	18	\$156,040.11	24	\$208,040.11
General Administration and Planning	General Program Administration (21A)	0	\$0.00	2	\$44,033.43	2	\$44,033.43
	Total General Administration and Planning	0	\$0.00	2	\$44,033.43	2	\$44,033.43
Repayment of Section 108 Loans	Planned Repayment of Section 108 Loan Principal (19F)	0	\$0.00	1	\$0.00	1	\$0.00
	Total Repayment of Section 108 Loans	0	\$0.00	1	\$0.00	1	\$0.00
Grand Total		24	\$511,360.85	26	\$2,555,701.88	50	\$3,067,062.73



U.S. Department of Housing and Urban Development
 Office of Community Planning and Development
 Integrated Disbursement and Information System
 CDBG Summary of Accomplishments
 Program Year: 2018

DATE: 09-11-19
 TIME: 9:34
 PAGE: 2

TRENTON

CDBG Sum of Actual Accomplishments by Activity Group and Accomplishment Type

Activity Group	Matrix Code	Accomplishment Type	Open Count	Completed Count	Program Year Totals
Economic Development	ED Direct Financial Assistance to For-Profits (18A)	Jobs	0	0	0
	Total Economic Development		0	0	0
Housing	Homeownership Assistance-excluding Housing Counseling under 24 CFR 5.100 (13B)	Households	0	1	1
	Rehab; Single-Unit Residential (14A)	Housing Units	37	0	37
	Public Housing Modernization (14C)	Housing Units	0	11	11
	Rehabilitation Administration (14H)	Housing Units	0	0	0
	Total Housing		37	12	49
Public Facilities and Improvements	Senior Centers (03A)	Public Facilities	0	0	0
	Youth Centers (03D)	Public Facilities	0	0	0
	Neighborhood Facilities (03E)	Public Facilities	335,760	83,940	419,700
	Parks, Recreational Facilities (03F)	Public Facilities	0	0	0
	Street Improvements (03K)	Persons	0	167,880	167,880
	Total Public Facilities and Improvements		335,760	251,820	587,580
Public Services	Senior Services (05A)	Persons	57	0	57
	Youth Services (05D)	Persons	0	411	411
	Health Services (05M)	Persons	0	0	0
	Homebuyer Downpayment Assistance-Excluding Housing Counseling, under 24 CFR 5.100 (05R)	Households	0	12	12
	Total Public Services		57	423	480
Grand Total			335,854	252,255	588,109



TRENTON

CDBG Beneficiaries by Racial / Ethnic Category

Housing-Non Housing	Race	Total Persons	Total Hispanic		Total Hispanic Households	
			Persons	Total Households		
Housing	White	0	0	9	6	
	Black/African American	0	0	39	0	
	Other multi-racial	0	0	1	1	
	Total Housing	0	0	49	7	
Non Housing	White	199	187	1	0	
	Black/African American	237	7	5	0	
	Asian	5	0	0	0	
	American Indian/Alaskan Native	1	0	0	0	
	Asian & White	2	0	0	0	
	Black/African American & White	5	5	0	0	
	Amer. Indian/Alaskan Native & Black/African Amer.	1	0	2	0	
	Other multi-racial	18	12	4	3	
	Total Non Housing	468	211	12	3	
	Grand Total	White	199	187	10	6
		Black/African American	237	7	44	0
Asian		5	0	0	0	
American Indian/Alaskan Native		1	0	0	0	
Asian & White		2	0	0	0	
Black/African American & White		5	5	0	0	
Amer. Indian/Alaskan Native & Black/African Amer.		1	0	2	0	
Other multi-racial		18	12	5	4	
Total Grand Total		468	211	61	10	



TRENTON

CDBG Beneficiaries by Income Category

	Income Levels	Owner Occupied	Renter Occupied	Persons
Housing	Extremely Low (<=30%)	5	3	0
	Low (>30% and <=50%)	2	8	0
	Mod (>50% and <=80%)	0	0	0
	Total Low-Mod	7	11	0
	Non Low-Mod (>80%)	0	0	0
	Total Beneficiaries	7	11	0
Non Housing	Extremely Low (<=30%)	3	0	0
	Low (>30% and <=50%)	1	0	0
	Mod (>50% and <=80%)	0	0	0
	Total Low-Mod	4	0	0
	Non Low-Mod (>80%)	0	0	0
	Total Beneficiaries	4	0	0



U.S. Department of Housing and Urban Development
 Office of Community Planning and Development
 Integrated Disbursement and Information System
 CDBG Activity Summary Report (GPR) for Program Year 2018
 TRENTON

Date: 11-Sep-2019
 Time: 9:27
 Page: 1

PGM Year: 2006
Project: 0011 - CDBG HOMEOWNER REHAB
IDIS Activity: 1281 - ENABLE - HOMEOWNER REHABS

Status: Open
Location: TO BE DETERMINED TRENTON, NJ 08608

Objective: Provide decent affordable housing
Outcome: Availability/accessibility
Matrix Code: Rehab; Single-Unit Residential (14A) **National Objective:** LMH

Initial Funding Date: 06/14/2007

Description:
 Removal of architectural barriers in the homes of disabled residents.

Financing

	Fund Type	Grant Year	Grant	Funded Amount	Drawn In Program Year	Drawn Thru Program Year
CDBG	EN	Pre-2015		\$10,000.00	\$0.00	\$0.00
		2008	B08MC340007		\$0.00	\$10,000.00
Total	Total			\$10,000.00	\$0.00	\$10,000.00


Proposed Accomplishments

Housing Units : 3

Actual Accomplishments

Number assisted:

	Owner		Renter		Total		Person	
	Total	Hispanic	Total	Hispanic	Total	Hispanic	Total	Hispanic
White:	0	0	0	0	0	0		0
Black/African American:	0	0	0	0	0	0	0	0
Asian:	0	0	0	0	0	0	0	0
American Indian/Alaskan Native:	0	0	0	0	0	0	0	0
Native Hawaiian/Other Pacific Islander:	0	0	0	0	0	0	0	0
American Indian/Alaskan Native & White:	0	0	0	0	0	0	0	0
Asian White:	0	0	0	0	0	0	0	0
Black/African American & White:	0	0	0	0	0	0	0	0
American Indian/Alaskan Native & Black/African American:	0	0	0	0	0	0	0	0
Other multi-racial:	0	0	0	0	0	0	0	0
Asian/Pacific Islander:	0	0	0	0	0	0	0	0
Hispanic:	0	0	0	0	0	0	0	0
Total:	0	0	0	0	0	0	0	0
Female-headed Households:	0		0		0			



U.S. Department of Housing and Urban Development
Office of Community Planning and Development
Integrated Disbursement and Information System
CDBG Activity Summary Report (GPR) for Program Year 2018
TRENTON

Date: 11-Sep-2019

Time: 9:27


Page: 2

Income Category:

	Owner	Renter	Total	Person
Extremely Low	0	0	0	0
Low Mod	0	0	0	0
Moderate	0	0	0	0
Non Low Moderate	0	0	0	0
Total	0	0	0	0
Percent Low/Mod				

Annual Accomplishments

Years	Accomplishment Narrative	# Benefitting
2010	3 Low income Trenton residents received home repairs to address physical barriers in and outside of their homes.	



U.S. Department of Housing and Urban Development
 Office of Community Planning and Development
 Integrated Disbursement and Information System
 CDBG Activity Summary Report (GPR) for Program Year 2018
 TRENTON

Date: 11-Sep-2019
 Time: 9:27
 Page: 3

PGM Year: 2006
Project: 0012 - CDBG - SECTION 108 LOAN REPAYMENT
IDIS Activity: 1284 - SECTION 108 LOAN REPAYMENT

Status: Completed 2/5/2019 6:40:17 AM
Location: CITY HALL TRENTON, NJ 08608

Objective:
Outcome:
Matrix Code: Planned Repayment of Section 108 Loan Principal (19F) **National Objective:**

Initial Funding Date: 06/14/2007

Description:
 SECTION 108 LOAN REPAYMENT
Financing


	Fund Type	Grant Year	Grant	Funded Amount	Drawn In Program Year	Drawn Thru Program Year
CDBG	EN	Pre-2015		\$184,000.00	\$0.00	\$0.00
		2006	B06MC340007		\$0.00	\$148,978.90
		2007	B07MC340007		\$0.00	\$27,063.65
		2008	B08MC340007		\$0.00	\$7,957.45
Total	Total			\$184,000.00	\$0.00	\$184,000.00

Proposed Accomplishments

Actual Accomplishments

Number assisted:

	Owner		Renter		Total		Person	
	Total	Hispanic	Total	Hispanic	Total	Hispanic	Total	Hispanic
White:					0	0		
Black/African American:					0	0		
Asian:					0	0		
American Indian/Alaskan Native:					0	0		
Native Hawaiian/Other Pacific Islander:					0	0		
American Indian/Alaskan Native & White:					0	0		
Asian White:					0	0		
Black/African American & White:					0	0		
American Indian/Alaskan Native & Black/African American:					0	0		
Other multi-racial:					0	0		
Asian/Pacific Islander:					0	0		
Hispanic:					0	0		
Total:	0	0	0	0	0	0	0	0



U.S. Department of Housing and Urban Development
Office of Community Planning and Development
Integrated Disbursement and Information System
CDBG Activity Summary Report (GPR) for Program Year 2018
TRENTON

Date: 11-Sep-2019

Time: 9:27

Page: 4

Female-headed Households:

0

Income Category:

	Owner	Renter	Total	Person
Extremely Low			0	
Low Mod			0	
Moderate			0	
Non Low Moderate			0	
Total	0	0	0	0
Percent Low/Mod				

Annual Accomplishments

No data returned for this view. This might be because the applied filter excludes all data.



U.S. Department of Housing and Urban Development
 Office of Community Planning and Development
 Integrated Disbursement and Information System
 CDBG Activity Summary Report (GPR) for Program Year 2018
 TRENTON

Date: 11-Sep-2019
 Time: 9:27
 Page: 5

PGM Year: 2007
Project: 0018 - CDBG HOMEOWNER REHAB PROGRAM
IDIS Activity: 1340 - ENABLE, INC HOMEOWNER REHABS

Status: Open
Location: SCATTERED TRENTON, NJ 08608

Objective: Provide decent affordable housing
Outcome: Availability/accessibility
Matrix Code: Rehab; Single-Unit Residential (14A) **National Objective:** LMH

Initial Funding Date: 02/13/2008

Description:

Removal of architectural barriers for residents with disabilities.
 This activity remains open due to a lack of accomplishment data from 2006.
 In the coming year, the City will attempt to cancel this project and replace it with a CDBG-eligible project funded locally.

Financing

	Fund Type	Grant Year	Grant	Funded Amount	Drawn In Program Year	Drawn Thru Program Year
CDBG	EN	Pre-2015		\$10,000.00	\$0.00	\$0.00
		2007	B07MC340007		\$0.00	\$9,000.00
		2009	B09MC340007		\$0.00	\$1,000.00
Total	Total			\$10,000.00	\$0.00	\$10,000.00

Proposed Accomplishments

Housing Units : 3

Actual Accomplishments

Number assisted:

	Owner		Renter		Total		Person	
	Total	Hispanic	Total	Hispanic	Total	Hispanic	Total	Hispanic
White:	0	0	0	0	0	0	0	0
Black/African American:	0	0	0	0	0	0	0	0
Asian:	0	0	0	0	0	0	0	0
American Indian/Alaskan Native:	0	0	0	0	0	0	0	0
Native Hawaiian/Other Pacific Islander:	0	0	0	0	0	0	0	0
American Indian/Alaskan Native & White:	0	0	0	0	0	0	0	0
Asian White:	0	0	0	0	0	0	0	0
Black/African American & White:	0	0	0	0	0	0	0	0
American Indian/Alaskan Native & Black/African American:	0	0	0	0	0	0	0	0
Other multi-racial:	0	0	0	0	0	0	0	0
Asian/Pacific Islander:	0	0	0	0	0	0	0	0
Hispanic:	0	0	0	0	0	0	0	0



U.S. Department of Housing and Urban Development
Office of Community Planning and Development
Integrated Disbursement and Information System
CDBG Activity Summary Report (GPR) for Program Year 2018
TRENTON

Date: 11-Sep-2019
Time: 9:27
Page: 6

Total: 0 0 0 0 0 0 0 0


Female-headed Households: 0 0 0 0

Income Category:

	Owner	Renter	Total	Person
Extremely Low	0	0	0	0
Low Mod	0	0	0	0
Moderate	0	0	0	0
Non Low Moderate	0	0	0	0
Total	0	0	0	0
Percent Low/Mod				

Annual Accomplishments

No data returned for this view. This might be because the applied filter excludes all data.



U.S. Department of Housing and Urban Development
 Office of Community Planning and Development
 Integrated Disbursement and Information System
 CDBG Activity Summary Report (GPR) for Program Year 2018
 TRENTON

Date: 11-Sep-2019
 Time: 9:27
 Page: 7

PGM Year: 2007
Project: 0014 - CDBG RECREATION PROGRAMS
IDIS Activity: 1358 - KIDSBRIDGE GIRLS LEADERSHIP

Status: Open
Location: HEDGEPEETH-WILLIAMS MIDDLE SCHOOL C/O 4556 SOUTH BROAD STREET, 2ND FLOOR TRENTON, NJ 08620

Objective: Create suitable living environments
Outcome: Availability/accessibility
Matrix Code: Youth Services (05D) **National Objective:** LMC

Initial Funding Date: 06/10/2008

Description:
 VIOLENCE PREVENTION AND GANG RESISTANCE PROGRAM FOR MIDDLESCHOOL GIRLS DURING AFTERSCHOOL HOURS. This activity remains open due to a lack of accomplishment data from 2007. In the coming year, the City will attempt to cancel this project and replace it with a CDBG-eligible project funded locally.

Financing

	Fund Type	Grant Year	Grant	Funded Amount	Drawn In Program Year	Drawn Thru Program Year
CDBG	EN	Pre-2015		\$5,000.00	\$0.00	\$0.00
		2007	B07MC340007		\$0.00	\$5,000.00
Total	Total			\$5,000.00	\$0.00	\$5,000.00

Proposed Accomplishments

People (General) : 25

Actual Accomplishments

Number assisted:

	Owner		Renter		Total		Person	
	Total	Hispanic	Total	Hispanic	Total	Hispanic	Total	Hispanic
White:	0	0	0	0	0	0	0	0
Black/African American:	0	0	0	0	0	0	0	0
Asian:	0	0	0	0	0	0	0	0
American Indian/Alaskan Native:	0	0	0	0	0	0	0	0
Native Hawaiian/Other Pacific Islander:	0	0	0	0	0	0	0	0
American Indian/Alaskan Native & White:	0	0	0	0	0	0	0	0
Asian White:	0	0	0	0	0	0	0	0
Black/African American & White:	0	0	0	0	0	0	0	0
American Indian/Alaskan Native & Black/African American:	0	0	0	0	0	0	0	0
Other multi-racial:	0	0	0	0	0	0	0	0
Asian/Pacific Islander:	0	0	0	0	0	0	0	0
Hispanic:	0	0	0	0	0	0	0	0
Total:	0	0	0	0	0	0	0	0



U.S. Department of Housing and Urban Development
Office of Community Planning and Development
Integrated Disbursement and Information System
CDBG Activity Summary Report (GPR) for Program Year 2018
TRENTON

Date: 11-Sep-2019
Time: 9:27
Page: 8

Female-headed Households: 0 0 0

Income Category:

	Owner	Renter	Total	Person
Extremely Low	0	0	0	0
Low Mod	0	0	0	0
Moderate	0	0	0	0
Non Low Moderate	0	0	0	0
Total	0	0	0	0
Percent Low/Mod				

Annual Accomplishments

Years	Accomplishment Narrative	# Benefitting
2007		



U.S. Department of Housing and Urban Development
 Office of Community Planning and Development
 Integrated Disbursement and Information System
 CDBG Activity Summary Report (GPR) for Program Year 2018
 TRENTON

Date: 11-Sep-2019
 Time: 9:27
 Page: 9

PGM Year: 2010
Project: 0004 - Housing Rehabilitation
IDIS Activity: 1523 - Enable, Inc. / Home Rehab.

Status: Open
Location: locations to be determined Trenton, NJ 08608

Objective: Provide decent affordable housing
Outcome: Affordability
Matrix Code: Rehab; Single-Unit Residential (14A) **National Objective:** LMH

Initial Funding Date: 12/22/2010

Description:

Home modifications for individuals with disabilities. Includes a range of projects from installing grab bars in bathrooms, adding stairglides, ramps, widening doors, or making a bathroom wheelchair accessible.

Financing

	Fund Type	Grant Year	Grant	Funded Amount	Drawn In Program Year	Drawn Thru Program Year
CDBG	EN	Pre-2015		\$20,000.00	\$0.00	\$0.00
		2010	B10MC340007		\$0.00	\$20,000.00
Total	Total			\$20,000.00	\$0.00	\$20,000.00

Proposed Accomplishments

Housing Units : 8

Actual Accomplishments

Number assisted:

	Owner		Renter		Total		Person	
	Total	Hispanic	Total	Hispanic	Total	Hispanic	Total	Hispanic
White:	0	0	0	0	0	0		0
Black/African American:	0	0	0	0	0	0	0	0
Asian:	0	0	0	0	0	0	0	0
American Indian/Alaskan Native:	0	0	0	0	0	0	0	0
Native Hawaiian/Other Pacific Islander:	0	0	0	0	0	0	0	0
American Indian/Alaskan Native & White:	0	0	0	0	0	0	0	0
Asian White:	0	0	0	0	0	0	0	0
Black/African American & White:	0	0	0	0	0	0	0	0
American Indian/Alaskan Native & Black/African American:	0	0	0	0	0	0	0	0
Other multi-racial:	0	0	0	0	0	0	0	0
Asian/Pacific Islander:	0	0	0	0	0	0	0	0
Hispanic:	0	0	0	0	0	0	0	0
Total:	0	0	0	0	0	0	0	0



U.S. Department of Housing and Urban Development
Office of Community Planning and Development
Integrated Disbursement and Information System
CDBG Activity Summary Report (GPR) for Program Year 2018
TRENTON

Date: 11-Sep-2019

Time: 9:27

Page: 10

Female-headed Households:

0 0 0

Income Category:

	Owner	Renter	Total	Person
Extremely Low	0	0	0	0
Low Mod	0	0	0	0
Moderate	0	0	0	0
Non Low Moderate	0	0	0	0
Total	0	0	0	0

Percent Low/Mod

Annual Accomplishments

No data returned for this view. This might be because the applied filter excludes all data.



U.S. Department of Housing and Urban Development
 Office of Community Planning and Development
 Integrated Disbursement and Information System
 CDBG Activity Summary Report (GPR) for Program Year 2018
 TRENTON

Date: 11-Sep-2019
 Time: 9:27
 Page: 11

PGM Year: 2009
Project: 0009 - CDBG Recreation Programs
IDIS Activity: 1547 - ARTWORKS-EVERETT ALLEY FACILITY IMPROVEMENTS PI
Status: Open **Objective:** Create suitable living environments
Location: 319 E State St Trenton, NJ 08608-1809 **Outcome:** Availability/accessibility
Matrix Code: Neighborhood Facilities (03E) **National Objective:** LMA

Initial Funding Date: 06/09/2011

Description:
 PROJECT INCLUDES INSTALLATION OF A NEW INSULATED ROOF SYSTEM WITH ALL REQUIRED PARAPET FLASHING AND SKYLIGHT GLAZING AS NEEDED, RENOVATION TO THE EXTERIOR BRICK WALLS, NEW RAIN SCUPPERS AND DOWNSPOUTS AND UPGRADES TO THE EXISTING HVAC SYSTEM AND BUILDING ENVELOPE TO INCREASE EFFICIENCY.

Financing

	Fund Type	Grant Year	Grant	Funded Amount	Drawn In Program Year	Drawn Thru Program Year
CDBG	EN	Pre-2015		\$20,051.79	\$0.00	\$0.00
		2013	B13MC340007		\$20,051.79	\$20,051.79
	PI			\$229,948.21	\$0.00	\$229,948.21
Total	Total			\$250,000.00	\$20,051.79	\$250,000.00

Proposed Accomplishments

Public Facilities : 65,000
 Total Population in Service Area: 83,940
 Census Tract Percent Low / Mod: 67.98

Annual Accomplishments

Years	Accomplishment Narrative	# Benefitting
2009		
2013	Artworks building improvements. Funds paid in FY 2013 drawn in FY16	
2016	Artworks building improvements. Funds paid in FY 2013 drawn in FY16	



U.S. Department of Housing and Urban Development
 Office of Community Planning and Development
 Integrated Disbursement and Information System
 CDBG Activity Summary Report (GPR) for Program Year 2018
 TRENTON

Date: 11-Sep-2019
 Time: 9:27
 Page: 12

PGM Year: 2011
Project: 0004 - PUBLIC FACILITIES & IMPROVEMENTS
IDIS Activity: 1575 - PUBLIC FACILITIES

Status: Open
Location: 319 E State St Trenton, NJ 08608-1809

Objective: Create suitable living environments
Outcome: Availability/accessibility
Matrix Code: Neighborhood Facilities (03E) **National Objective:** LMA

Initial Funding Date: 02/22/2012

Description:

PROVIDES FOR CAPITAL EXPENDITURES FOR PHYSICAL FACILITIES NECESSARY TO ADD OR PREVENT THE LOSS OF BASIC SERVICES OR (CRITICAL) PUBLIC AMENITIES THAT PRINCIPALLY BENEFIT LOW AND MODERATE-INCOME PERSONS AND ARE PERCEIVED TO ENHANCE A COMMUNITY'S QUALITY OF LIFE. THESE CAN INCLUDE ACQUISITION, NEW CONSTRUCTION, EXPANSION, REHABILITATION, RENOVATION AND CONVERSION COSTS. EXAMPLES INCLUDE LIBRARIES, COMMUNITY AND SENIOR CENTERS, FIRE STATIONS, HEALTH CLINICS, SHELTERED WORKSHOPS AND DAY CARE FACILITIES. COSTS TO REMOVE ARCHITECTURAL BARRIERS IN STRUCTURES, INCLUDING STRUCTURES USED FOR GENERAL GOVERNMENT FUNCTION WHICH LIMIT ACCESS OR MOBILITY FOR ELDERLY OR HANDICAPPED PERSONS ARE ELIGIBLE.

Financing


	Fund Type	Grant Year	Grant	Funded Amount	Drawn In Program Year	Drawn Thru Program Year
CDBG	EN	Pre-2015		\$34,889.03	\$0.00	\$0.00
		2011	B11MC340007		\$0.00	\$34,889.03
	PI			\$154,137.93	\$0.00	\$154,137.93
Total	Total			\$189,026.96	\$0.00	\$189,026.96

Proposed Accomplishments

Public Facilities : 275
 Total Population in Service Area: 83,940
 Census Tract Percent Low / Mod: 67.98

Annual Accomplishments

Years	Accomplishment Narrative	# Benefiting
2011		



U.S. Department of Housing and Urban Development
 Office of Community Planning and Development
 Integrated Disbursement and Information System
 CDBG Activity Summary Report (GPR) for Program Year 2018
 TRENTON

Date: 11-Sep-2019
 Time: 9:27
 Page: 13

PGM Year: 2013
Project: 0001 - CDBG Administration
IDIS Activity: 1641 - CDBG Program Administration

Status: Completed 8/29/2019 6:40:18 AM
Location: ,

Objective:
Outcome:
Matrix Code: General Program Administration (21A) **National Objective:**

Initial Funding Date: 05/30/2014

Description:
 This activity will fund eight (8) full time equivalents in two City of Trenton Departments (Housing & Economic Development, and Health and Human Services). Responsibilities include preparation of the Annual Action Plan, CAPER, as well as overseeing the implementation and accounting of CDBG funded projects.

Financing

	Fund Type	Grant Year	Grant	Funded Amount	Drawn In Program Year	Drawn Thru Program Year
CDBG	AD	Pre-2015		\$444,625.11	\$0.00	\$0.00
		2013	B13MC340007		\$0.00	\$444,246.41
		2014	B14MC340007		\$0.00	\$378.70
Total	Total			\$444,625.11	\$0.00	\$444,625.11

Proposed Accomplishments

Actual Accomplishments

Number assisted:

	Owner		Renter		Total		Person	
	Total	Hispanic	Total	Hispanic	Total	Hispanic	Total	Hispanic
White:					0	0		
Black/African American:					0	0		
Asian:					0	0		
American Indian/Alaskan Native:					0	0		
Native Hawaiian/Other Pacific Islander:					0	0		
American Indian/Alaskan Native & White:					0	0		
Asian White:					0	0		
Black/African American & White:					0	0		
American Indian/Alaskan Native & Black/African American:					0	0		
Other multi-racial:					0	0		
Asian/Pacific Islander:					0	0		
Hispanic:					0	0		
Total:	0	0	0	0	0	0	0	0



U.S. Department of Housing and Urban Development
Office of Community Planning and Development
Integrated Disbursement and Information System
CDBG Activity Summary Report (GPR) for Program Year 2018
TRENTON

Date: 11-Sep-2019

Time: 9:27

Page: 14

Female-headed Households:


0

Income Category:

	Owner	Renter	Total	Person
Extremely Low			0	
Low Mod			0	
Moderate			0	
Non Low Moderate			0	
Total	0	0	0	0
Percent Low/Mod				

Annual Accomplishments

No data returned for this view. This might be because the applied filter excludes all data.



U.S. Department of Housing and Urban Development
 Office of Community Planning and Development
 Integrated Disbursement and Information System
 CDBG Activity Summary Report (GPR) for Program Year 2018
 TRENTON

Date: 11-Sep-2019
 Time: 9:27
 Page: 16

Total: 12 2 0 0 12 2 0 0

Female-headed Households: 7 0 7

Income Category:

	Owner	Renter	Total	Person
Extremely Low	7	0	7	0
Low Mod	2	0	2	0
Moderate	1	0	1	0
Non Low Moderate	0	0	0	0
Total	10	0	10	0
Percent Low/Mod	100.0%		100.0%	

Annual Accomplishments

Years	Accomplishment Narrative	# Benefitting
2015	A total of six (6) homes will be rehabilitate with these funds. All program funds have been obligated and most work has been completed. The City expects to be able to complete this activity by the end of calendar year 2017.	
2016	A total of eight (8) homes will be rehabilitated with these funds. All program funds have been obligated and most work has been completed. The City expects to be able to complete this activity by the end of calendar year 2017.	
2017	A total of nine (9) homes will be rehabilitate with these funds. All program funds have been obligated and most work has been completed. The City expects to be able to complete this activity by the end of calendar year 2017.	
2018	This activity provides home improvement assistance to income-eligible homeowners. While the program targets no more than \$25,000 for each unit, additional funds are needed in some cases to remove all major code violations. In most cases, hard costs are matched 1:1 with Regional Contribution Assistance funds.	



U.S. Department of Housing and Urban Development
 Office of Community Planning and Development
 Integrated Disbursement and Information System
 CDBG Activity Summary Report (GPR) for Program Year 2018
 TRENTON

Date: 11-Sep-2019
 Time: 9:27
 Page: 17

PGM Year: 2013
Project: 0005 - Senior Services and Public Facilities
IDIS Activity: 1646 - Improvements to Senior Centers

Status: Open
Location: 15 Ringold St Trenton, NJ 08618-4735

Objective: Create suitable living environments
Outcome: Availability/accessibility
Matrix Code: Senior Centers (03A)

National Objective: LMC

Initial Funding Date: 06/05/2014

Description:
 Repair or replacement of major systems in the Redding Senior Citizens Center.

Financing

	Fund Type	Grant Year	Grant	Funded Amount	Drawn In Program Year	Drawn Thru Program Year
CDBG	EN	Pre-2015		\$105,238.11	\$0.00	\$0.00
		2012	B12MC340007		\$49,968.96	\$96,762.18
		2013	B13MC340007		\$2,756.32	\$2,756.32
	PI			\$44,761.49	\$0.00	\$44,761.49
Total	Total			\$149,999.60	\$52,725.28	\$144,279.99

Proposed Accomplishments

Public Facilities : 2

Actual Accomplishments

Number assisted:

	Owner		Renter		Total		Person	
	Total	Hispanic	Total	Hispanic	Total	Hispanic	Total	Hispanic
White:	0	0	0	0	0	0		0
Black/African American:	0	0	0	0	0	0	0	0
Asian:	0	0	0	0	0	0	0	0
American Indian/Alaskan Native:	0	0	0	0	0	0	0	0
Native Hawaiian/Other Pacific Islander:	0	0	0	0	0	0	0	0
American Indian/Alaskan Native & White:	0	0	0	0	0	0	0	0
Asian White:	0	0	0	0	0	0	0	0
Black/African American & White:	0	0	0	0	0	0	0	0
American Indian/Alaskan Native & Black/African American:	0	0	0	0	0	0	0	0
Other multi-racial:	0	0	0	0	0	0	0	0
Asian/Pacific Islander:	0	0	0	0	0	0	0	0
Hispanic:	0	0	0	0	0	0	0	0



U.S. Department of Housing and Urban Development
 Office of Community Planning and Development
 Integrated Disbursement and Information System
 CDBG Activity Summary Report (GPR) for Program Year 2018
 TRENTON

Date: 11-Sep-2019
 Time: 9:27
 Page: 19

PGM Year: 2014
Project: 0015 - Local Roadway Reconstruction
IDIS Activity: 1707 - Local Roadway Reconstruction

Status: Completed 8/27/2018 12:00:00 AM
Location: 319 E State St Trenton, NJ 08608-1809

Objective: Create suitable living environments
Outcome: Availability/accessibility
Matrix Code: Street Improvements (03K) **National Objective:** LMA

Initial Funding Date: 03/18/2015

Description:
 Funds will be used to reconstruct local roads that primarily serve the City's low and moderate income residents

Financing


	Fund Type	Grant Year	Grant	Funded Amount	Drawn In Program Year	Drawn Thru Program Year
CDBG	EN	Pre-2015		\$84,788.27	\$0.00	\$0.00
		2012	B12MC340007		\$48,936.02	\$48,936.02
		2013	B13MC340007		\$27,644.00	\$27,644.00
		2014	B14MC340007		\$0.00	\$0.00
Total	Total			\$84,788.27	\$76,580.02	\$76,580.02

Proposed Accomplishments

People (General) : 50
 Total Population in Service Area: 83,940
 Census Tract Percent Low / Mod: 67.98

Annual Accomplishments

Years	Accomplishment Narrative	# Benefitting
2018		



U.S. Department of Housing and Urban Development
 Office of Community Planning and Development
 Integrated Disbursement and Information System
 CDBG Activity Summary Report (GPR) for Program Year 2018
 TRENTON

Date: 11-Sep-2019
 Time: 9:27
 Page: 20

PGM Year: 2014
Project: 0002 - Improvements to Senior Citizen Centers
IDIS Activity: 1708 - Improvements to Senior Centers

Status: Open
Location: 319 E State St Trenton, NJ 08608-1809
Objective: Create suitable living environments
Outcome: Availability/accessibility
Matrix Code: Senior Centers (03A) **National Objective:** LMC

Initial Funding Date: 03/18/2015

Description:
 Repair or replacement of major systems in one or more City-owned senior citizens centers.

Financing

	Fund Type	Grant Year	Grant	Funded Amount	Drawn In Program Year	Drawn Thru Program Year
CDBG	EN	Pre-2015		\$150,000.00	\$0.00	\$0.00
		2012	B12MC340007		\$13,177.00	\$142,852.00
		2013	B13MC340007		\$7,148.00	\$7,148.00
Total	Total			\$150,000.00	\$20,325.00	\$150,000.00

Proposed Accomplishments

Public Facilities : 5

Actual Accomplishments

Number assisted:

	Owner		Renter		Total		Person	
	Total	Hispanic	Total	Hispanic	Total	Hispanic	Total	Hispanic
White:	0	0	0	0	0	0		0
Black/African American:	0	0	0	0	0	0	0	0
Asian:	0	0	0	0	0	0	0	0
American Indian/Alaskan Native:	0	0	0	0	0	0	0	0
Native Hawaiian/Other Pacific Islander:	0	0	0	0	0	0	0	0
American Indian/Alaskan Native & White:	0	0	0	0	0	0	0	0
Asian White:	0	0	0	0	0	0	0	0
Black/African American & White:	0	0	0	0	0	0	0	0
American Indian/Alaskan Native & Black/African American:	0	0	0	0	0	0	0	0
Other multi-racial:	0	0	0	0	0	0	0	0
Asian/Pacific Islander:	0	0	0	0	0	0	0	0
Hispanic:	0	0	0	0	0	0	0	0
Total:	0	0	0	0	0	0	0	0



U.S. Department of Housing and Urban Development
Office of Community Planning and Development
Integrated Disbursement and Information System
CDBG Activity Summary Report (GPR) for Program Year 2018
TRENTON

Date: 11-Sep-2019

Time: 9:27

Page: 21

Female-headed Households:

0 0 0


Income Category:

	Owner	Renter	Total	Person
Extremely Low	0	0	0	0
Low Mod	0	0	0	0
Moderate	0	0	0	0
Non Low Moderate	0	0	0	0
Total	0	0	0	0

Percent Low/Mod

Annual Accomplishments

No data returned for this view. This might be because the applied filter excludes all data.



U.S. Department of Housing and Urban Development
 Office of Community Planning and Development
 Integrated Disbursement and Information System
 CDBG Activity Summary Report (GPR) for Program Year 2018
 TRENTON

Date: 11-Sep-2019
 Time: 9:27
 Page: 22

PGM Year: 2015
Project: 0037 - Housing Rehab Hard Costs
IDIS Activity: 1759 - Housing Rehabilitation Hard Cost

Status: Open
Location: 1834 Chestnut Ave Trenton, NJ 08611-2702

Objective: Provide decent affordable housing
Outcome: Affordability
Matrix Code: Rehab; Single-Unit Residential (14A) **National Objective:** LMH

Initial Funding Date: 06/23/2017

Description:

The housing rehabilitation program provides home improvement assistance to income-eligible homeowners. The program provides up to \$25,000 to abate code violations and bring owner-occupied homes up to a safe and decent condition. CDBG funds will be leveraged 1:1 with Regional Contribution Agreement funds and all assisted units will meet application HUD regulations (including lead-based paint regulations) as well as be credit-worthy for the RCA sending municipality. The policies and procedures manual for the program is included in the Unique Appendices.

Financing

	Fund Type	Grant Year	Grant	Funded Amount	Drawn In Program Year	Drawn Thru Program Year
CDBG	EN	Pre-2015		\$187,962.04	\$0.00	\$0.00
		2012	B12MC340007		\$507.16	\$32,367.16
		2013	B13MC340007		\$107,434.62	\$107,434.62
		2014	B14MC340007		\$11.00	\$11.00
	PI			\$58,667.96	\$0.00	\$58,667.96
Total	Total			\$246,630.00	\$107,952.78	\$198,480.74


Proposed Accomplishments

Housing Units : 18

Actual Accomplishments

Number assisted:

	Owner		Renter		Total		Person	
	Total	Hispanic	Total	Hispanic	Total	Hispanic	Total	Hispanic
White:	2	1	0	0	2	1	0	0
Black/African American:	5	0	0	0	5	0	0	0
Asian:	0	0	0	0	0	0	0	0
American Indian/Alaskan Native:	0	0	0	0	0	0	0	0
Native Hawaiian/Other Pacific Islander:	0	0	0	0	0	0	0	0
American Indian/Alaskan Native & White:	0	0	0	0	0	0	0	0
Asian White:	0	0	0	0	0	0	0	0
Black/African American & White:	0	0	0	0	0	0	0	0
American Indian/Alaskan Native & Black/African American:	0	0	0	0	0	0	0	0



U.S. Department of Housing and Urban Development
 Office of Community Planning and Development
 Integrated Disbursement and Information System
 CDBG Activity Summary Report (GPR) for Program Year 2018
 TRENTON

Date: 11-Sep-2019
 Time: 9:27
 Page: 23


Other multi-racial:	0	0	0	0	0	0	0	0
Asian/Pacific Islander:	0	0	0	0	0	0	0	0
Hispanic:	0	0	0	0	0	0	0	0
Total:	7	1	0	0	7	1	0	0
Female-headed Households:	4		0		4			

Income Category:

	Owner	Renter	Total	Person
Extremely Low	5	0	5	0
Low Mod	3	0	3	0
Moderate	0	0	0	0
Non Low Moderate	0	0	0	0
Total	8	0	8	0
Percent Low/Mod	100.0%		100.0%	

Annual Accomplishments

Years	Accomplishment Narrative	# Benefiting
2016	A total of two (2) homes will be rehabilitate with these funds. All program funds have been obligated and most work has been completed. The City expects to be able to complete this activity by the end of calendar year 2018.	
2017	A total of six (6) homes will be rehabilitate with these funds. All program funds have been obligated and most work has been completed. The City expects to be able to complete this activity by the end of calendar year 2018.	
2018	6 Homes were completed in 2018	



U.S. Department of Housing and Urban Development
 Office of Community Planning and Development
 Integrated Disbursement and Information System
 CDBG Activity Summary Report (GPR) for Program Year 2018
 TRENTON

Date: 11-Sep-2019
 Time: 9:27
 Page: 24

PGM Year: 2015
Project: 0002 - Housing Rehabilitation Administration
IDIS Activity: 1760 - Housing Rehab Administration

Status: Open
Location: 319 E State St Trenton, NJ 08608-1809

Objective: Provide decent affordable housing
Outcome: Availability/accessibility
Matrix Code: Rehabilitation Administration (14H) **National Objective:** LMH

Initial Funding Date: 10/25/2016

Description:
 Funds will be used to pay personnel and consultant costs directly related to implementing the City's Housing Rehabilitation Program.

Financing

	Fund Type	Grant Year	Grant	Funded Amount	Drawn In Program Year	Drawn Thru Program Year
CDBG	EN	Pre-2015		\$125,000.00	\$0.00	\$0.00
		2012	B12MC340007		\$9,375.00	\$51,850.00
		2013	B13MC340007		\$15,025.00	\$15,025.00
Total	Total			\$125,000.00	\$24,400.00	\$66,875.00

Proposed Accomplishments

Actual Accomplishments

Number assisted:

	Owner		Renter		Total		Person	
	Total	Hispanic	Total	Hispanic	Total	Hispanic	Total	Hispanic
White:	0	0	0	0	0	0		0
Black/African American:	0	0	0	0	0	0	0	0
Asian:	0	0	0	0	0	0	0	0
American Indian/Alaskan Native:	0	0	0	0	0	0	0	0
Native Hawaiian/Other Pacific Islander:	0	0	0	0	0	0	0	0
American Indian/Alaskan Native & White:	0	0	0	0	0	0	0	0
Asian White:	0	0	0	0	0	0	0	0
Black/African American & White:	0	0	0	0	0	0	0	0
American Indian/Alaskan Native & Black/African American:	0	0	0	0	0	0	0	0
Other multi-racial:	0	0	0	0	0	0	0	0
Asian/Pacific Islander:	0	0	0	0	0	0	0	0
Hispanic:	0	0	0	0	0	0	0	0
Total:	0	0	0	0	0	0	0	0
Female-headed Households:	0		0		0			



U.S. Department of Housing and Urban Development
Office of Community Planning and Development
Integrated Disbursement and Information System
CDBG Activity Summary Report (GPR) for Program Year 2018
TRENTON

Date: 11-Sep-2019

Time: 9:27

Page: 25

Income Category:

	Owner	Renter	Total	Person
Extremely Low	0	0	0	0
Low Mod	0	0	0	0
Moderate	0	0	0	0
Non Low Moderate	0	0	0	0
Total	0	0	0	0
Percent Low/Mod				

Annual Accomplishments

No data returned for this view. This might be because the applied filter excludes all data.



U.S. Department of Housing and Urban Development
 Office of Community Planning and Development
 Integrated Disbursement and Information System
 CDBG Activity Summary Report (GPR) for Program Year 2018
 TRENTON

Date: 11-Sep-2019
 Time: 9:27
 Page: 26

PGM Year: 2015
Project: 0028 - City Run Public Service Projects: Operation of Senior Centers
IDIS Activity: 1761 - Operations of Senior Centers

Status: Open
Location: 15 Ringold St Trenton, NJ 08618-4735
Objective: Create suitable living environments
Outcome: Availability/accessibility
Matrix Code: Senior Services (05A) **National Objective:** LMC

Initial Funding Date: 06/23/2017

Description:

Senior centers provide a variety of programs and recreational activities, which promote socialization and assist in maintaining economic self-support for the older adults. Activities include, but are not limited to: nutrition, painting, singing, dancing, bingo, sewing, on-site social services, health workshops, sign language classes, card playing, and cultural and recreation trips.

Financing

	Fund Type	Grant Year	Grant	Funded Amount	Drawn In Program Year	Drawn Thru Program Year
CDBG	EN	Pre-2015		\$123,523.43	\$0.00	\$0.00
		2012	B12MC340007		\$0.00	\$71,523.43
		2013	B13MC340007		\$52,000.00	\$52,000.00
	PI			\$17,452.27	\$0.00	\$17,452.27
Total	Total			\$140,975.70	\$52,000.00	\$140,975.70


Proposed Accomplishments

People (General) : 500

Actual Accomplishments

Number assisted:

	Owner		Renter		Total		Person	
	Total	Hispanic	Total	Hispanic	Total	Hispanic	Total	Hispanic
White:	0	0	0	0	0	0	7	3
Black/African American:	0	0	0	0	0	0	47	0
Asian:	0	0	0	0	0	0	0	0
American Indian/Alaskan Native:	0	0	0	0	0	0	1	0
Native Hawaiian/Other Pacific Islander:	0	0	0	0	0	0	0	0
American Indian/Alaskan Native & White:	0	0	0	0	0	0	0	0
Asian White:	0	0	0	0	0	0	0	0
Black/African American & White:	0	0	0	0	0	0	0	0
American Indian/Alaskan Native & Black/African American:	0	0	0	0	0	0	0	0
Other multi-racial:	0	0	0	0	0	0	2	0
Asian/Pacific Islander:	0	0	0	0	0	0	0	0



U.S. Department of Housing and Urban Development
 Office of Community Planning and Development
 Integrated Disbursement and Information System
 CDBG Activity Summary Report (GPR) for Program Year 2018
 TRENTON

Date: 11-Sep-2019
 Time: 9:27
 Page: 27

Hispanic:	0	0	0	0	0	0	0	0	0
Total:	0	0	0	0	0	0	0	57	3
Female-headed Households:	0		0		0				

Income Category:

	Owner	Renter	Total	Person
Extremely Low	0	0	0	0
Low Mod	0	0	0	0
Moderate	0	0	0	0
Non Low Moderate	0	0	0	57
Total	0	0	0	57
Percent Low/Mod				0.0%

Annual Accomplishments

Years	Accomplishment Narrative	# Benefitting
2015		



U.S. Department of Housing and Urban Development
 Office of Community Planning and Development
 Integrated Disbursement and Information System
 CDBG Activity Summary Report (GPR) for Program Year 2018
 TRENTON

Date: 11-Sep-2019
 Time: 9:27
 Page: 28

PGM Year: 2015
Project: 0027 - Public Facilities-Improvements DO NOT DRAW
IDIS Activity: 1762 - Public Facilities Improvements

Status: Open
Location: 319 East State Street (place holder) Trenton, NJ 08608
Objective: Create suitable living environments
Outcome: Availability/accessibility
Matrix Code: Youth Centers (03D) **National Objective:** LMC

Initial Funding Date: 06/23/2017

Description:

Funds will be used to make improvements to the City's senior centers.
 Improvements include the repair or replacement of major systems and the removal of architectural barriers.

Financing

	Fund Type	Grant Year	Grant	Funded Amount	Drawn In Program Year	Drawn Thru Program Year
CDBG	EN	Pre-2015		\$200,000.00	\$0.00	\$0.00
Total	Total			\$200,000.00	\$0.00	\$0.00


Proposed Accomplishments

Public Facilities : 4

Actual Accomplishments

Number assisted:

	Owner		Renter		Total		Person	
	Total	Hispanic	Total	Hispanic	Total	Hispanic	Total	Hispanic
White:	0	0	0	0	0	0	0	0
Black/African American:	0	0	0	0	0	0	0	0
Asian:	0	0	0	0	0	0	0	0
American Indian/Alaskan Native:	0	0	0	0	0	0	0	0
Native Hawaiian/Other Pacific Islander:	0	0	0	0	0	0	0	0
American Indian/Alaskan Native & White:	0	0	0	0	0	0	0	0
Asian White:	0	0	0	0	0	0	0	0
Black/African American & White:	0	0	0	0	0	0	0	0
American Indian/Alaskan Native & Black/African American:	0	0	0	0	0	0	0	0
Other multi-racial:	0	0	0	0	0	0	0	0
Asian/Pacific Islander:	0	0	0	0	0	0	0	0
Hispanic:	0	0	0	0	0	0	0	0
Total:	0	0	0	0	0	0	0	0
Female-headed Households:	0		0		0			



U.S. Department of Housing and Urban Development
Office of Community Planning and Development
Integrated Disbursement and Information System
CDBG Activity Summary Report (GPR) for Program Year 2018
TRENTON

Date: 11-Sep-2019

Time: 9:27

Page: 29

Income Category:

	Owner	Renter	Total	Person
Extremely Low	0	0	0	0
Low Mod	0	0	0	0
Moderate	0	0	0	0
Non Low Moderate	0	0	0	0
Total	0	0	0	0
Percent Low/Mod				

Annual Accomplishments

Years	Accomplishment Narrative	# Benefiting
2015		



U.S. Department of Housing and Urban Development
Office of Community Planning and Development
Integrated Disbursement and Information System
CDBG Activity Summary Report (GPR) for Program Year 2018
TRENTON

Date: 11-Sep-2019
Time: 9:27
Page: 30

PGM Year: 2015
Project: 0032 - Public Facility Projects
IDIS Activity: 1763 - Park Improvements

Status: Canceled 8/22/2018 9:29:02 PM
Location: 100 N Clinton Ave Trenton, NJ 08609-1014

Objective: Create suitable living environments
Outcome: Availability/accessibility
Matrix Code: Neighborhood Facilities (03E)

National Objective: LMA

Initial Funding Date: 07/22/2016

Description:

Park Improvements: Wetzel Field; Park and Athletic Field Improvements \$646,230: Reconstruction of the baseball field with artificial turf, perimeter fencing and netting, scoreboards, a spectator bleacher, and amenities.

Financing

No data returned for this view. This might be because the applied filter excludes all data.

Proposed Accomplishments

Public Facilities : 4
Total Population in Service Area: 83,940
Census Tract Percent Low / Mod: 67.98

Annual Accomplishments

No data returned for this view. This might be because the applied filter excludes all data.



U.S. Department of Housing and Urban Development
 Office of Community Planning and Development
 Integrated Disbursement and Information System
 CDBG Activity Summary Report (GPR) for Program Year 2018
 TRENTON

Date: 11-Sep-2019
 Time: 9:27
 Page: 31

PGM Year: 2015
Project: 0029 - Public Infrastructure: Road Reconstruction
IDIS Activity: 1764 - Local Roadway Reconstruction

Status: Completed 3/8/2019 12:00:00 AM
Location: 319 E State St Trenton, NJ 08608-1809

Objective: Create suitable living environments
Outcome: Availability/accessibility
Matrix Code: Street Improvements (03K)

National Objective: LMA

Initial Funding Date: 07/21/2016

Description:

Financing

	Fund Type	Grant Year	Grant	Funded Amount	Drawn In Program Year	Drawn Thru Program Year
CDBG	EN	Pre-2015		\$1,811,707.85	\$0.00	\$0.00
		2012	B12MC340007		\$536,357.01	\$536,357.01
		2013	B13MC340007		\$1,275,350.84	\$1,275,350.84
	PI			\$67,772.06	\$67,772.06	\$67,772.06
Total	Total			\$1,879,479.91	\$1,879,479.91	\$1,879,479.91

Proposed Accomplishments

People (General) : 5,000
 Total Population in Service Area: 83,940
 Census Tract Percent Low / Mod: 67.98

Annual Accomplishments

Years	Accomplishment Narrative	# Benefiting
2018	11 Roadways completed. Project came in 11% under budget.	



U.S. Department of Housing and Urban Development
 Office of Community Planning and Development
 Integrated Disbursement and Information System
 CDBG Activity Summary Report (GPR) for Program Year 2018
 TRENTON

Date: 11-Sep-2019
 Time: 9:27
 Page: 32

PGM Year: 2015
Project: 0047 - First-Time Homebuyer Program (Closing Cost Assistance & Mortgage Write-Down)
IDIS Activity: 1766 - DO NOT DRAW - First Time Homebuyer Downpayment/Closing Cost Assistance

Status: Open
Location: 319 E State St Trenton, NJ 08608-1809
Objective: Provide decent affordable housing
Outcome: Affordability
Matrix Code: Homebuyer Downpayment Assistance-Excluding Housing Counseling, under 24 CFR 5.100 (05R)
National Objective: LMH

Initial Funding Date: 07/21/2016

Description:

Financing

	Fund Type	Grant Year	Grant	Funded Amount	Drawn In Program Year	Drawn Thru Program Year
CDBG	EN	Pre-2015		\$107,576.03	\$0.00	\$0.00
Total	Total			\$107,576.03	\$0.00	\$0.00

Proposed Accomplishments

Households (General) : 15

Actual Accomplishments

Number assisted:

	Owner		Renter		Total		Person	
	Total	Hispanic	Total	Hispanic	Total	Hispanic	Total	Hispanic
White:	0	0	0	0	0	0		0
Black/African American:	0	0	0	0	0	0	0	0
Asian:	0	0	0	0	0	0	0	0
American Indian/Alaskan Native:	0	0	0	0	0	0	0	0
Native Hawaiian/Other Pacific Islander:	0	0	0	0	0	0	0	0
American Indian/Alaskan Native & White:	0	0	0	0	0	0	0	0
Asian White:	0	0	0	0	0	0	0	0
Black/African American & White:	0	0	0	0	0	0	0	0
American Indian/Alaskan Native & Black/African American:	0	0	0	0	0	0	0	0
Other multi-racial:	0	0	0	0	0	0	0	0
Asian/Pacific Islander:	0	0	0	0	0	0	0	0
Hispanic:	0	0	0	0	0	0	0	0
Total:	0	0	0	0	0	0	0	0
Female-headed Households:	0		0		0			



U.S. Department of Housing and Urban Development
Office of Community Planning and Development
Integrated Disbursement and Information System
CDBG Activity Summary Report (GPR) for Program Year 2018
TRENTON

Date: 11-Sep-2019

Time: 9:27

Page: 33

Income Category:

	Owner	Renter	Total	Person
Extremely Low	0	0	0	0
Low Mod	0	0	0	0
Moderate	0	0	0	0
Non Low Moderate	0	0	0	0
Total	0	0	0	0
Percent Low/Mod				

Annual Accomplishments

Years	Accomplishment Narrative	# Benefitting
2017	to provide down payment assistance to low to moderate income City of Trenton residents.HOLD ACCOUNT. Individual accounts will be established for each FTHB	



U.S. Department of Housing and Urban Development
 Office of Community Planning and Development
 Integrated Disbursement and Information System
 CDBG Activity Summary Report (GPR) for Program Year 2018
 TRENTON

Date: 11-Sep-2019
 Time: 9:27
 Page: 34

PGM Year: 2015
Project: 0049 - Economic Development Loans for Business Expansion & Startup
IDIS Activity: 1767 - Economic Development Loans for Business Expansion & Startup

Status: Open
Location: 319 E State St Trenton, NJ 08608-1809
Objective: Create economic opportunities
Outcome: Availability/accessibility
Matrix Code: ED Direct Financial Assistance to For-Profits (18A) **National Objective:** LMJ

Initial Funding Date: 07/21/2016

Description:

Financing

	Fund Type	Grant Year	Grant	Funded Amount	Drawn In Program Year	Drawn Thru Program Year
CDBG	EN	Pre-2015		\$345,568.19	\$0.00	\$0.00
Total	Total			\$345,568.19	\$0.00	\$0.00

Proposed Accomplishments

Jobs : 10

Actual Accomplishments

Number assisted:

	Owner		Renter		Total		Person	
	Total	Hispanic	Total	Hispanic	Total	Hispanic	Total	Hispanic
White:	0	0	0	0	0	0		0
Black/African American:	0	0	0	0	0	0	0	0
Asian:	0	0	0	0	0	0	0	0
American Indian/Alaskan Native:	0	0	0	0	0	0	0	0
Native Hawaiian/Other Pacific Islander:	0	0	0	0	0	0	0	0
American Indian/Alaskan Native & White:	0	0	0	0	0	0	0	0
Asian White:	0	0	0	0	0	0	0	0
Black/African American & White:	0	0	0	0	0	0	0	0
American Indian/Alaskan Native & Black/African American:	0	0	0	0	0	0	0	0
Other multi-racial:	0	0	0	0	0	0	0	0
Asian/Pacific Islander:	0	0	0	0	0	0	0	0
Hispanic:	0	0	0	0	0	0	0	0
Total:	0	0	0	0	0	0	0	0
Female-headed Households:	0		0		0			



U.S. Department of Housing and Urban Development
Office of Community Planning and Development
Integrated Disbursement and Information System
CDBG Activity Summary Report (GPR) for Program Year 2018
TRENTON

Date: 11-Sep-2019

Time: 9:27

Page: 35

Income Category:

	Owner	Renter	Total	Person
Extremely Low	0	0	0	0
Low Mod	0	0	0	0
Moderate	0	0	0	0
Non Low Moderate	0	0	0	0
Total	0	0	0	0
Percent Low/Mod				

Annual Accomplishments

No data returned for this view. This might be because the applied filter excludes all data.



U.S. Department of Housing and Urban Development
 Office of Community Planning and Development
 Integrated Disbursement and Information System
 CDBG Activity Summary Report (GPR) for Program Year 2018
 TRENTON

Date: 11-Sep-2019
 Time: 9:27
 Page: 36

PGM Year: 2015
Project: 0042 - Trenton Health Clinic
IDIS Activity: 1768 - Trenton Health Clinic

Status: Open
Location: 218 N Broad St Trenton, NJ 08608-1306

Objective: Create suitable living environments
Outcome: Availability/accessibility
Matrix Code: Health Services (05M)

National Objective: LMC

Initial Funding Date: 06/28/2017

Description:

Financing

No data returned for this view. This might be because the applied filter excludes all data.

Proposed Accomplishments

People (General) : 4,000

Actual Accomplishments

Number assisted:

	Owner		Renter		Total		Person	
	Total	Hispanic	Total	Hispanic	Total	Hispanic	Total	Hispanic
White:	0	0	0	0	0	0		0
Black/African American:	0	0	0	0	0	0	0	0
Asian:	0	0	0	0	0	0	0	0
American Indian/Alaskan Native:	0	0	0	0	0	0	0	0
Native Hawaiian/Other Pacific Islander:	0	0	0	0	0	0	0	0
American Indian/Alaskan Native & White:	0	0	0	0	0	0	0	0
Asian White:	0	0	0	0	0	0	0	0
Black/African American & White:	0	0	0	0	0	0	0	0
American Indian/Alaskan Native & Black/African American:	0	0	0	0	0	0	0	0
Other multi-racial:	0	0	0	0	0	0	0	0
Asian/Pacific Islander:	0	0	0	0	0	0	0	0
Hispanic:	0	0	0	0	0	0	0	0



U.S. Department of Housing and Urban Development
Office of Community Planning and Development
Integrated Disbursement and Information System
CDBG Activity Summary Report (GPR) for Program Year 2018
TRENTON

Date: 11-Sep-2019

Time: 9:27

Page: 37

Total: 0 0 0 0 0 0 0 0

Female-headed Households: 0 0 0 0

Income Category:

	Owner	Renter	Total	Person
Extremely Low	0	0	0	0
Low Mod	0	0	0	0
Moderate	0	0	0	0
Non Low Moderate	0	0	0	0
Total	0	0	0	0

Percent Low/Mod

Annual Accomplishments

No data returned for this view. This might be because the applied filter excludes all data.



U.S. Department of Housing and Urban Development
 Office of Community Planning and Development
 Integrated Disbursement and Information System
 CDBG Activity Summary Report (GPR) for Program Year 2018
 TRENTON

Date: 11-Sep-2019
 Time: 9:27
 Page: 38

PGM Year: 2015
Project: 0033 - Capital Improvements for Nonprofit Facilities
IDIS Activity: 1769 - Capital Improvements for Nonprofit Facilities

Status: Canceled 8/22/2018 9:29:43 PM
Location: 319 E State St Trenton, NJ 08608-1809

Objective: Create suitable living environments
Outcome: Availability/accessibility
Matrix Code: Neighborhood Facilities (03E)

National Objective: LMA

Initial Funding Date: 07/22/2016

Description:

Financing

No data returned for this view. This might be because the applied filter excludes all data.

Proposed Accomplishments

Public Facilities : 4
 Total Population in Service Area: 83,940
 Census Tract Percent Low / Mod: 67.98

Annual Accomplishments

Years	Accomplishment Narrative	# Benefitting
2016		



U.S. Department of Housing and Urban Development
 Office of Community Planning and Development
 Integrated Disbursement and Information System
 CDBG Activity Summary Report (GPR) for Program Year 2018
 TRENTON

Date: 11-Sep-2019
 Time: 9:27
 Page: 39

PGM Year: 2015
Project: 0045 - Administration
IDIS Activity: 1780 - Administrative Costs for Program Income Projects

Status: Completed 5/31/2019 12:00:00 AM
Location: ,

Objective:
Outcome:
Matrix Code: General Program Administration (21A) **National Objective:**

Initial Funding Date: 06/23/2017

Description:

Financing


	Fund Type	Grant Year	Grant	Funded Amount	Drawn In Program Year	Drawn Thru Program Year
CDBG	EN	Pre-2015		\$44,033.43	\$0.00	\$0.00
		2012	B12MC340007		\$30,789.83	\$30,789.83
		2013	B13MC340007		\$13,243.60	\$13,243.60
	PI			\$59,981.25	\$0.00	\$59,981.25
Total	Total			\$104,014.68	\$44,033.43	\$104,014.68

Proposed Accomplishments

Actual Accomplishments

Number assisted:

	Owner		Renter		Total		Person	
	Total	Hispanic	Total	Hispanic	Total	Hispanic	Total	Hispanic
White:					0	0		
Black/African American:					0	0		
Asian:					0	0		
American Indian/Alaskan Native:					0	0		
Native Hawaiian/Other Pacific Islander:					0	0		
American Indian/Alaskan Native & White:					0	0		
Asian White:					0	0		
Black/African American & White:					0	0		
American Indian/Alaskan Native & Black/African American:					0	0		
Other multi-racial:					0	0		
Asian/Pacific Islander:					0	0		
Hispanic:					0	0		
Total:	0	0	0	0	0	0	0	0



U.S. Department of Housing and Urban Development
Office of Community Planning and Development
Integrated Disbursement and Information System
CDBG Activity Summary Report (GPR) for Program Year 2018
TRENTON

Date: 11-Sep-2019

Time: 9:27

Page: 40

Female-headed Households:


0

Income Category:

	Owner	Renter	Total	Person
Extremely Low			0	
Low Mod			0	
Moderate			0	
Non Low Moderate			0	
Total	0	0	0	0
Percent Low/Mod				

Annual Accomplishments

No data returned for this view. This might be because the applied filter excludes all data.



U.S. Department of Housing and Urban Development
 Office of Community Planning and Development
 Integrated Disbursement and Information System
 CDBG Activity Summary Report (GPR) for Program Year 2018
 TRENTON

Date: 11-Sep-2019
 Time: 9:27
 Page: 41

PGM Year: 2015
Project: 0033 - Capital Improvements for Nonprofit Facilities
IDIS Activity: 1794 - NCIP: 40 Fowler Street Carver Center

Status: Open
Location: 40 Fowler St Trenton, NJ 08618-4728

Objective: Create suitable living environments
Outcome: Availability/accessibility
Matrix Code: Neighborhood Facilities (03E)

National Objective: LMA

Initial Funding Date: 01/30/2018

Description:

Financing

	Fund Type	Grant Year	Grant	Funded Amount	Drawn In Program Year	Drawn Thru Program Year
CDBG	EN	Pre-2015		\$15,594.00	\$0.00	\$0.00
		2012	B12MC340007		\$0.00	\$15,594.00
Total	Total			\$15,594.00	\$0.00	\$15,594.00

Proposed Accomplishments

Public Facilities : 1
 Total Population in Service Area: 83,940
 Census Tract Percent Low / Mod: 67.98

Annual Accomplishments

No data returned for this view. This might be because the applied filter excludes all data.



U.S. Department of Housing and Urban Development
 Office of Community Planning and Development
 Integrated Disbursement and Information System
 CDBG Activity Summary Report (GPR) for Program Year 2018
 TRENTON

Date: 11-Sep-2019
 Time: 9:27
 Page: 42

PGM Year: 2015
Project: 0062 - Pool Fencing - added by amendment 4-18
IDIS Activity: 1795 - Pool Fencing

Status: Open
Location: 324 Academy St Trenton, NJ 08618-3904

Objective: Create suitable living environments
Outcome: Sustainability
Matrix Code: Parks, Recreational Facilities (03F)

National Objective: LMA

Initial Funding Date: 03/21/2018

Description:

Replacement of fencing at community swimming pool facilities Roberto Clemente Pool (324 Academy St) and Cooper Pool (392 Union St).

Financing


	Fund Type	Grant Year	Grant	Funded Amount	Drawn In Program Year	Drawn Thru Program Year
CDBG	EN	Pre-2015		\$178,133.00	\$0.00	\$0.00
		2014	B14MC340007		\$0.00	\$0.00
Total	Total			\$178,133.00	\$0.00	\$0.00

Proposed Accomplishments

Public Facilities : 3
 Total Population in Service Area: 83,940
 Census Tract Percent Low / Mod: 67.98

Annual Accomplishments

No data returned for this view. This might be because the applied filter excludes all data.



U.S. Department of Housing and Urban Development
 Office of Community Planning and Development
 Integrated Disbursement and Information System
 CDBG Activity Summary Report (GPR) for Program Year 2018
 TRENTON

Date: 11-Sep-2019
 Time: 9:27
 Page: 43

PGM Year: 2015
Project: 0064 - Public Housing modernization
IDIS Activity: 1796 - Public Housing Modernization

Status: Completed 5/31/2019 12:00:00 AM
Location: 199 Old Rose St Apt 3B Trenton, NJ 08618-3962

Objective: Provide decent affordable housing
Outcome: Availability/accessibility
Matrix Code: Public Housing Modernization (14C) **National Objective:** LMH

Initial Funding Date: 04/18/2018

Description:
 Modernization of scattered site housing units that are vacant and require extensive rehabilitation.

Financing

	Fund Type	Grant Year	Grant	Funded Amount	Drawn In Program Year	Drawn Thru Program Year
CDBG	EN	Pre-2015		\$318,378.00	\$0.00	\$0.00
		2012	B12MC340007		\$0.00	\$71,843.59
		2013	B13MC340007		\$58,369.45	\$58,369.45
		2014	B14MC340007		\$188,164.96	\$188,164.96
Total	Total			\$318,378.00	\$246,534.41	\$318,378.00


Proposed Accomplishments

Housing Units : 11

Actual Accomplishments

Number assisted:

	Owner		Renter		Total		Person	
	Total	Hispanic	Total	Hispanic	Total	Hispanic	Total	Hispanic
White:	0	0	0	0	0	0	0	0
Black/African American:	0	0	10	0	10	0	0	0
Asian:	0	0	0	0	0	0	0	0
American Indian/Alaskan Native:	0	0	0	0	0	0	0	0
Native Hawaiian/Other Pacific Islander:	0	0	0	0	0	0	0	0
American Indian/Alaskan Native & White:	0	0	0	0	0	0	0	0
Asian White:	0	0	0	0	0	0	0	0
Black/African American & White:	0	0	0	0	0	0	0	0
American Indian/Alaskan Native & Black/African American:	0	0	0	0	0	0	0	0
Other multi-racial:	0	0	1	1	1	1	0	0
Asian/Pacific Islander:	0	0	0	0	0	0	0	0
Hispanic:	0	0	0	0	0	0	0	0



U.S. Department of Housing and Urban Development
 Office of Community Planning and Development
 Integrated Disbursement and Information System
 CDBG Activity Summary Report (GPR) for Program Year 2018
 TRENTON

Date: 11-Sep-2019
 Time: 9:27
 Page: 44

Total: 0 0 11 1 11 1 0 0


Female-headed Households: 0 11 11

Income Category:

	Owner	Renter	Total	Person
Extremely Low	0	3	3	0
Low Mod	0	8	8	0
Moderate	0	0	0	0
Non Low Moderate	0	0	0	0
Total	0	11	11	0
Percent Low/Mod		100.0%	100.0%	

Annual Accomplishments

Years	Accomplishment Narrative	# Benefitting
2018	Modernization of 11 public housing scattered site units that are vacant and require extensive rehabilitation.	



U.S. Department of Housing and Urban Development
 Office of Community Planning and Development
 Integrated Disbursement and Information System
 CDBG Activity Summary Report (GPR) for Program Year 2018
 TRENTON

Date: 11-Sep-2019
 Time: 9:27
 Page: 45

PGM Year: 2015
Project: 0063 - Reading Senior Center Interior Improvements
IDIS Activity: 1797 - Senior Center Improvements

Status: Open
Location: 301 Prospect St Trenton, NJ 08618-4642

Objective: Create suitable living environments
Outcome: Sustainability
Matrix Code: Senior Centers (03A)

National Objective: LMC

Initial Funding Date: 05/06/2019

Description:

Rehabilitation of the interior at the Reading Senior Center

Financing

	Fund Type	Grant Year	Grant	Funded Amount	Drawn In Program Year	Drawn Thru Program Year
CDBG	EN	Pre-2015		\$126,712.77	\$0.00	\$0.00
		2013	B13MC340007		\$118,171.37	\$118,171.37
		2014	B14MC340007		\$0.00	\$0.00
	PI			\$16,880.63	\$16,880.63	\$16,880.63
Total	Total			\$143,593.40	\$135,052.00	\$135,052.00

Proposed Accomplishments

Public Facilities : 1

Actual Accomplishments

Number assisted:

	Owner		Renter		Total		Person	
	Total	Hispanic	Total	Hispanic	Total	Hispanic	Total	Hispanic
White:	0	0	0	0	0	0		0
Black/African American:	0	0	0	0	0	0	0	0
Asian:	0	0	0	0	0	0	0	0
American Indian/Alaskan Native:	0	0	0	0	0	0	0	0
Native Hawaiian/Other Pacific Islander:	0	0	0	0	0	0	0	0
American Indian/Alaskan Native & White:	0	0	0	0	0	0	0	0
Asian White:	0	0	0	0	0	0	0	0
Black/African American & White:	0	0	0	0	0	0	0	0
American Indian/Alaskan Native & Black/African American:	0	0	0	0	0	0	0	0
Other multi-racial:	0	0	0	0	0	0	0	0
Asian/Pacific Islander:	0	0	0	0	0	0	0	0
Hispanic:	0	0	0	0	0	0	0	0



U.S. Department of Housing and Urban Development
Office of Community Planning and Development
Integrated Disbursement and Information System
CDBG Activity Summary Report (GPR) for Program Year 2018
TRENTON

Date: 11-Sep-2019

Time: 9:27

Page: 46

Total: 0 0 0 0 0 0 0 0

Female-headed Households: 0 0 0 0


Income Category:

	Owner	Renter	Total	Person
Extremely Low	0	0	0	0
Low Mod	0	0	0	0
Moderate	0	0	0	0
Non Low Moderate	0	0	0	0
Total	0	0	0	0

Percent Low/Mod

Annual Accomplishments

No data returned for this view. This might be because the applied filter excludes all data.



U.S. Department of Housing and Urban Development
 Office of Community Planning and Development
 Integrated Disbursement and Information System
 CDBG Activity Summary Report (GPR) for Program Year 2018
 TRENTON

Date: 11-Sep-2019
 Time: 9:27
 Page: 47

PGM Year: 2015
Project: 0047 - First-Time Homebuyer Program (Closing Cost Assistance & Mortgage Write-Down)
IDIS Activity: 1803 - FTHB 7-2017

Status: Completed 11/8/2018 12:00:00 AM
Location: Address Suppressed
Objective: Provide decent affordable housing
Outcome: Affordability
Matrix Code: Homebuyer Downpayment Assistance-Excluding Housing Counseling, under 24 CFR 5.100 (05R)
National Objective: LMH

Initial Funding Date: 04/20/2018

Description:
 Assistance provided toward downpayment and closing costs.

Financing

	Fund Type	Grant Year	Grant	Funded Amount	Drawn In Program Year	Drawn Thru Program Year
CDBG	EN	Pre-2015		\$9,152.00	\$0.00	\$0.00
		2013	B13MC340007		\$9,152.00	\$9,152.00
Total	Total			\$9,152.00	\$9,152.00	\$9,152.00

Proposed Accomplishments

Households (General) : 1

Actual Accomplishments

Number assisted:

	Owner		Renter		Total		Person	
	Total	Hispanic	Total	Hispanic	Total	Hispanic	Total	Hispanic
White:	0	0	0	0	0	0		0
Black/African American:	0	0	0	0	0	0	0	0
Asian:	0	0	0	0	0	0	0	0
American Indian/Alaskan Native:	0	0	0	0	0	0	0	0
Native Hawaiian/Other Pacific Islander:	0	0	0	0	0	0	0	0
American Indian/Alaskan Native & White:	0	0	0	0	0	0	0	0
Asian White:	0	0	0	0	0	0	0	0
Black/African American & White:	0	0	0	0	0	0	0	0
American Indian/Alaskan Native & Black/African American:	1	0	0	0	1	0	0	0
Other multi-racial:	0	0	0	0	0	0	0	0
Asian/Pacific Islander:	0	0	0	0	0	0	0	0
Hispanic:	0	0	0	0	0	0	0	0
Total:	1	0	0	0	1	0	0	0
Female-headed Households:	0		0		0			



U.S. Department of Housing and Urban Development
Office of Community Planning and Development
Integrated Disbursement and Information System
CDBG Activity Summary Report (GPR) for Program Year 2018
TRENTON

Date: 11-Sep-2019

Time: 9:27

Page: 48

Income Category:

	Owner	Renter	Total	Person
Extremely Low	0	0	0	0
Low Mod	1	0	1	0
Moderate	0	0	0	0
Non Low Moderate	0	0	0	0
Total	1	0	1	0
Percent Low/Mod	100.0%		100.0%	

Annual Accomplishments

Years	Accomplishment Narrative	# Benefitting
2017	Assistance provided toward down payment and closing close	



U.S. Department of Housing and Urban Development
 Office of Community Planning and Development
 Integrated Disbursement and Information System
 CDBG Activity Summary Report (GPR) for Program Year 2018
 TRENTON

Date: 11-Sep-2019
 Time: 9:27
 Page: 49

PGM Year: 2015
Project: 0047 - First-Time Homebuyer Program (Closing Cost Assistance & Mortgage Write-Down)
IDIS Activity: 1804 - FTHB 8-2017

Status: Completed 11/8/2018 12:00:00 AM
Location: Address Suppressed

Objective: Provide decent affordable housing
Outcome: Affordability
Matrix Code: Homebuyer Downpayment Assistance-Excluding Housing Counseling, under 24 CFR 5.100 (05R)

National Objective: LMH

Initial Funding Date: 04/20/2018

Description:

Assistance provided toward downpayment and closing costs.

Financing

	Fund Type	Grant Year	Grant	Funded Amount	Drawn In Program Year	Drawn Thru Program Year
CDBG	EN	Pre-2015		\$11,305.00	\$0.00	\$0.00
		2013	B13MC340007		\$11,305.00	\$11,305.00
Total	Total			\$11,305.00	\$11,305.00	\$11,305.00

Proposed Accomplishments

Households (General) : 1

Actual Accomplishments

Number assisted:

	Owner		Renter		Total		Person	
	Total	Hispanic	Total	Hispanic	Total	Hispanic	Total	Hispanic
White:	0	0	0	0	0	0		0
Black/African American:	0	0	0	0	0	0	0	0
Asian:	0	0	0	0	0	0	0	0
American Indian/Alaskan Native:	0	0	0	0	0	0	0	0
Native Hawaiian/Other Pacific Islander:	0	0	0	0	0	0	0	0
American Indian/Alaskan Native & White:	0	0	0	0	0	0	0	0
Asian White:	0	0	0	0	0	0	0	0
Black/African American & White:	0	0	0	0	0	0	0	0
American Indian/Alaskan Native & Black/African American:	0	0	0	0	0	0	0	0
Other multi-racial:	1	1	0	0	1	1	0	0
Asian/Pacific Islander:	0	0	0	0	0	0	0	0
Hispanic:	0	0	0	0	0	0	0	0
Total:	1	1	0	0	1	1	0	0
Female-headed Households:	0		0		0			



U.S. Department of Housing and Urban Development
Office of Community Planning and Development
Integrated Disbursement and Information System
CDBG Activity Summary Report (GPR) for Program Year 2018
TRENTON

Date: 11-Sep-2019

Time: 9:27


Page: 50

Income Category:

	Owner	Renter	Total	Person
Extremely Low	1	0	1	0
Low Mod	0	0	0	0
Moderate	0	0	0	0
Non Low Moderate	0	0	0	0
Total	1	0	1	0
Percent Low/Mod	100.0%		100.0%	

Annual Accomplishments

Years	Accomplishment Narrative	# Benefitting
2017	Assistance provided toward downpayment and closing costs.	



U.S. Department of Housing and Urban Development
 Office of Community Planning and Development
 Integrated Disbursement and Information System
 CDBG Activity Summary Report (GPR) for Program Year 2018
 TRENTON

Date: 11-Sep-2019
 Time: 9:27
 Page: 51

PGM Year: 2015
Project: 0047 - First-Time Homebuyer Program (Closing Cost Assistance & Mortgage Write-Down)
IDIS Activity: 1805 - FTHB 9-2017

Status: Completed 11/8/2018 12:00:00 AM
Location: Address Suppressed
Objective: Provide decent affordable housing
Outcome: Affordability
Matrix Code: Homebuyer Downpayment Assistance-Excluding Housing Counseling, under 24 CFR 5.100 (05R)
National Objective: LMH

Initial Funding Date: 04/20/2018

Description:
 CDBG funds provided for down payment, closing costs and for mortgage insurance assistance

Financing

	Fund Type	Grant Year	Grant	Funded Amount	Drawn In Program Year	Drawn Thru Program Year
CDBG	EN	Pre-2015		\$7,815.00	\$0.00	\$0.00
		2013	B13MC340007		\$7,815.00	\$7,815.00
Total	Total			\$7,815.00	\$7,815.00	\$7,815.00

Proposed Accomplishments

Households (General) : 1


Actual Accomplishments

Number assisted:

	Owner		Renter		Total		Person	
	Total	Hispanic	Total	Hispanic	Total	Hispanic	Total	Hispanic
White:	0	0	0	0	0	0		0
Black/African American:	0	0	0	0	0	0	0	0
Asian:	0	0	0	0	0	0	0	0
American Indian/Alaskan Native:	0	0	0	0	0	0	0	0
Native Hawaiian/Other Pacific Islander:	0	0	0	0	0	0	0	0
American Indian/Alaskan Native & White:	0	0	0	0	0	0	0	0
Asian White:	0	0	0	0	0	0	0	0
Black/African American & White:	0	0	0	0	0	0	0	0
American Indian/Alaskan Native & Black/African American:	1	0	0	0	1	0	0	0
Other multi-racial:	0	0	0	0	0	0	0	0
Asian/Pacific Islander:	0	0	0	0	0	0	0	0
Hispanic:	0	0	0	0	0	0	0	0
Total:	1	0	0	0	1	0	0	0

Female-headed Households:

1 0 1



U.S. Department of Housing and Urban Development
Office of Community Planning and Development
Integrated Disbursement and Information System
CDBG Activity Summary Report (GPR) for Program Year 2018
TRENTON

Date: 11-Sep-2019

Time: 9:27

Page: 52

Income Category:

	Owner	Renter	Total	Person
Extremely Low	0	0	0	0
Low Mod	1	0	1	0
Moderate	0	0	0	0
Non Low Moderate	0	0	0	0
Total	1	0	1	0
Percent Low/Mod	100.0%		100.0%	

Annual Accomplishments

Years	Accomplishment Narrative	# Benefitting
2017	Assistance provided toward downpayment and closing costs.	



U.S. Department of Housing and Urban Development
 Office of Community Planning and Development
 Integrated Disbursement and Information System
 CDBG Activity Summary Report (GPR) for Program Year 2018
 TRENTON

Date: 11-Sep-2019
 Time: 9:27
 Page: 53

PGM Year: 2015
Project: 0047 - First-Time Homebuyer Program (Closing Cost Assistance & Mortgage Write-Down)
IDIS Activity: 1806 - FTHB 10-2017

Status: Completed 11/8/2018 12:00:00 AM
Location: Address Suppressed

Objective: Provide decent affordable housing
Outcome: Affordability
Matrix Code: Homebuyer Downpayment Assistance-Excluding Housing Counseling, under 24 CFR 5.100 (05R)

National Objective: LMH

Initial Funding Date: 04/20/2018

Description:
 Assistance provided toward downpayment and closing costs.

Financing

	Fund Type	Grant Year	Grant	Funded Amount	Drawn In Program Year	Drawn Thru Program Year
CDBG	EN	Pre-2015		\$11,849.00	\$0.00	\$0.00
		2013	B13MC340007		\$11,849.00	\$11,849.00
Total	Total			\$11,849.00	\$11,849.00	\$11,849.00

Proposed Accomplishments

Households (General) : 1

Actual Accomplishments

Number assisted:

	Owner		Renter		Total		Person	
	Total	Hispanic	Total	Hispanic	Total	Hispanic	Total	Hispanic
White:	0	0	0	0	0	0		0
Black/African American:	1	0	0	0	1	0	0	0
Asian:	0	0	0	0	0	0	0	0
American Indian/Alaskan Native:	0	0	0	0	0	0	0	0
Native Hawaiian/Other Pacific Islander:	0	0	0	0	0	0	0	0
American Indian/Alaskan Native & White:	0	0	0	0	0	0	0	0
Asian White:	0	0	0	0	0	0	0	0
Black/African American & White:	0	0	0	0	0	0	0	0
American Indian/Alaskan Native & Black/African American:	0	0	0	0	0	0	0	0
Other multi-racial:	0	0	0	0	0	0	0	0
Asian/Pacific Islander:	0	0	0	0	0	0	0	0
Hispanic:	0	0	0	0	0	0	0	0
Total:	1	0	0	0	1	0	0	0
Female-headed Households:	0		0		0			



U.S. Department of Housing and Urban Development
Office of Community Planning and Development
Integrated Disbursement and Information System
CDBG Activity Summary Report (GPR) for Program Year 2018
TRENTON

Date: 11-Sep-2019

Time: 9:27

Page: 54

Income Category:

	Owner	Renter	Total	Person
Extremely Low	0	0	0	0
Low Mod	0	0	0	0
Moderate	1	0	1	0
Non Low Moderate	0	0	0	0
Total	1	0	1	0
Percent Low/Mod	100.0%		100.0%	

Annual Accomplishments

Years	Accomplishment Narrative	# Benefitting
2017	Assistance provided toward downpayment and closing costs.	



U.S. Department of Housing and Urban Development
 Office of Community Planning and Development
 Integrated Disbursement and Information System
 CDBG Activity Summary Report (GPR) for Program Year 2018
 TRENTON

Date: 11-Sep-2019
 Time: 9:27
 Page: 55

PGM Year: 2015
Project: 0047 - First-Time Homebuyer Program (Closing Cost Assistance & Mortgage Write-Down)
IDIS Activity: 1807 - FTHB: 2-2018

Status: Completed 7/22/2019 12:00:00 AM
Location: 1018 Genesee St Trenton, NJ 08610-6224

Objective: Provide decent affordable housing
Outcome: Affordability
Matrix Code: Homebuyer Downpayment Assistance-Excluding Housing Counseling, under 24 CFR 5.100 (05R)
National Objective: LMH

Initial Funding Date: 04/20/2018

Description:
 Assistance provided toward downpayment and closing costs.

Financing

	Fund Type	Grant Year	Grant	Funded Amount	Drawn In Program Year	Drawn Thru Program Year
CDBG	EN	Pre-2015		\$9,900.00	\$0.00	\$0.00
		2013	B13MC340007		\$9,900.00	\$9,900.00
Total	Total			\$9,900.00	\$9,900.00	\$9,900.00

Proposed Accomplishments

Households (General) : 1

Actual Accomplishments

Number assisted:

	Owner		Renter		Total		Person	
	Total	Hispanic	Total	Hispanic	Total	Hispanic	Total	Hispanic
White:	0	0	0	0	0	0		0
Black/African American:	1	0	0	0	1	0	0	0
Asian:	0	0	0	0	0	0	0	0
American Indian/Alaskan Native:	0	0	0	0	0	0	0	0
Native Hawaiian/Other Pacific Islander:	0	0	0	0	0	0	0	0
American Indian/Alaskan Native & White:	0	0	0	0	0	0	0	0
Asian White:	0	0	0	0	0	0	0	0
Black/African American & White:	0	0	0	0	0	0	0	0
American Indian/Alaskan Native & Black/African American:	0	0	0	0	0	0	0	0
Other multi-racial:	0	0	0	0	0	0	0	0
Asian/Pacific Islander:	0	0	0	0	0	0	0	0
Hispanic:	0	0	0	0	0	0	0	0
Total:	1	0	0	0	1	0	0	0

Female-headed Households:

1 0 0 0 1 0 0 0



U.S. Department of Housing and Urban Development
Office of Community Planning and Development
Integrated Disbursement and Information System
CDBG Activity Summary Report (GPR) for Program Year 2018
TRENTON

Date: 11-Sep-2019

Time: 9:27


Page: 56

Income Category:

	Owner	Renter	Total	Person
Extremely Low	0	0	0	0
Low Mod	1	0	1	0
Moderate	0	0	0	0
Non Low Moderate	0	0	0	0
Total	1	0	1	0
Percent Low/Mod	100.0%		100.0%	

Annual Accomplishments

Years	Accomplishment Narrative	# Benefitting
2017	Assistance provided toward downpayment assistance,closing costs and mortgage insurance.	



U.S. Department of Housing and Urban Development
 Office of Community Planning and Development
 Integrated Disbursement and Information System
 CDBG Activity Summary Report (GPR) for Program Year 2018
 TRENTON

Date: 11-Sep-2019
 Time: 9:27
 Page: 57

PGM Year: 2015
Project: 0033 - Capital Improvements for Nonprofit Facilities
IDIS Activity: 1808 - NCIP: 27 North Clinton

Status: Open
Location: 27 N Clinton Ave Trenton, NJ 08609-1030

Objective: Create suitable living environments
Outcome: Availability/accessibility
Matrix Code: Neighborhood Facilities (03E)

National Objective: LMA

Initial Funding Date: 04/23/2018

Description:

Financing

	Fund Type	Grant Year	Grant	Funded Amount	Drawn In Program Year	Drawn Thru Program Year
CDBG	EN	Pre-2015		\$338,426.00	\$0.00	\$0.00
		2012	B12MC340007		\$5,016.00	\$8,151.00
		2014	B14MC340007		\$4,135.00	\$4,135.00
Total	Total			\$338,426.00	\$9,151.00	\$12,286.00

Proposed Accomplishments

Public Facilities : 1
 Total Population in Service Area: 83,940
 Census Tract Percent Low / Mod: 67.98

Annual Accomplishments

No data returned for this view. This might be because the applied filter excludes all data.



U.S. Department of Housing and Urban Development
 Office of Community Planning and Development
 Integrated Disbursement and Information System
 CDBG Activity Summary Report (GPR) for Program Year 2018
 TRENTON

Date: 11-Sep-2019
 Time: 9:27
 Page: 58

PGM Year: 2015
Project: 0033 - Capital Improvements for Nonprofit Facilities
IDIS Activity: 1810 - NCIP: 794 East State Street

Status: Completed 11/9/2018 12:00:00 AM
Location: 794 E State St Trenton, NJ 08609-1410

Objective: Create suitable living environments
Outcome: Availability/accessibility
Matrix Code: Neighborhood Facilities (03E)

National Objective: LMA

Initial Funding Date: 04/23/2018

Description:

CYO - rehabilitation

Financing

	Fund Type	Grant Year	Grant	Funded Amount	Drawn In Program Year	Drawn Thru Program Year
CDBG	EN	Pre-2015		\$151,134.00	\$0.00	\$0.00
		2012	B12MC340007		\$0.00	\$10,100.00
		2013	B13MC340007		\$141,034.00	\$141,034.00
Total	Total			\$151,134.00	\$141,034.00	\$151,134.00

Proposed Accomplishments

Public Facilities : 1
 Total Population in Service Area: 83,940
 Census Tract Percent Low / Mod: 67.98

Annual Accomplishments

Years	Accomplishment Narrative	# Benefitting
2018	Construction of the CYO roof was completed in September 2018.	



U.S. Department of Housing and Urban Development
 Office of Community Planning and Development
 Integrated Disbursement and Information System
 CDBG Activity Summary Report (GPR) for Program Year 2018
 TRENTON

Date: 11-Sep-2019
 Time: 9:27
 Page: 59

PGM Year: 2015
Project: 0033 - Capital Improvements for Nonprofit Facilities
IDIS Activity: 1811 - NCIP: 431 Pennington Avenue

Status: Open
Location: 431 Pennington Ave 431 Pennington Ave Trenton, NJ 08618-3104

Objective: Create suitable living environments
Outcome: Availability/accessibility
Matrix Code: Neighborhood Facilities (03E) **National Objective:** LMA

Initial Funding Date: 04/23/2018

Description:

YMCA

Financing

	Fund Type	Grant Year	Grant	Funded Amount	Drawn In Program Year	Drawn Thru Program Year
CDBG	EN	Pre-2015		\$5,643.00	\$0.00	\$0.00
		2012	B12MC340007		\$4,075.50	\$5,643.00
Total	Total			\$5,643.00	\$4,075.50	\$5,643.00

Proposed Accomplishments

Public Facilities : 1
 Total Population in Service Area: 83,940
 Census Tract Percent Low / Mod: 67.98

Annual Accomplishments

No data returned for this view. This might be because the applied filter excludes all data.



U.S. Department of Housing and Urban Development
 Office of Community Planning and Development
 Integrated Disbursement and Information System
 CDBG Activity Summary Report (GPR) for Program Year 2018
 TRENTON

Date: 11-Sep-2019
 Time: 9:27
 Page: 60

PGM Year: 2015
Project: 0033 - Capital Improvements for Nonprofit Facilities
IDIS Activity: 1812 - NCIP: 1004 Division Street

Status: Open
Location: 1004 Division St Trenton, NJ 08611-1412

Objective: Create suitable living environments
Outcome: Availability/accessibility
Matrix Code: Neighborhood Facilities (03E)

National Objective: LMA

Initial Funding Date: 04/23/2018

Description:

Homefront TLC: CDBG funds will be used for interior capital improvements, including lowering the ceilings, installing LED light fixtures and a high-efficiency air conditioner that will reduce energy consumption and improve the environment for customers and staff.

Financing


	Fund Type	Grant Year	Grant	Funded Amount	Drawn In Program Year	Drawn Thru Program Year
CDBG	EN	Pre-2015		\$373,160.00	\$0.00	\$0.00
		2012	B12MC340007		\$5,336.50	\$8,471.50
		2014	B14MC340007		\$63,013.50	\$63,013.50
Total	Total			\$373,160.00	\$68,350.00	\$71,485.00

Proposed Accomplishments

Public Facilities : 1
 Total Population in Service Area: 83,940
 Census Tract Percent Low / Mod: 67.98

Annual Accomplishments

No data returned for this view. This might be because the applied filter excludes all data.



U.S. Department of Housing and Urban Development
 Office of Community Planning and Development
 Integrated Disbursement and Information System
 CDBG Activity Summary Report (GPR) for Program Year 2018
 TRENTON

Date: 11-Sep-2019
 Time: 9:27
 Page: 61

PGM Year: 2016
Project: 0010 - Various Public Service Projects
IDIS Activity: 1813 - Catholic Youth Organization -- After School Program

Status: Completed 3/18/2019 12:00:00 AM
Location: 920 S Broad St Trenton, NJ 08611-2008

Objective: Create suitable living environments
Outcome: Availability/accessibility
Matrix Code: Youth Services (05D) **National Objective:** LMC

Initial Funding Date: 05/22/2018

Description:
 104 unduplicated Low-to- Moderate Income City of Trenton Youth,grades K-7 will attend an After School Program consisting of supervised athletic, educational & recreational activities.THIS PROJECT WAS FUNDED WITH CANCELLED PROJECT FUNDS.

Financing

	Fund Type	Grant Year	Grant	Funded Amount	Drawn In Program Year	Drawn Thru Program Year
CDBG	EN	Pre-2015		\$20,000.00	\$0.00	\$0.00
		2013	B13MC340007		\$20,000.00	\$20,000.00
Total	Total			\$20,000.00	\$20,000.00	\$20,000.00

Proposed Accomplishments

People (General) : 100

Actual Accomplishments

Number assisted:

	Owner		Renter		Total		Person	
	Total	Hispanic	Total	Hispanic	Total	Hispanic	Total	Hispanic
White:	0	0	0	0	0	0	88	87
Black/African American:	0	0	0	0	0	0	34	0
Asian:	0	0	0	0	0	0	0	0
American Indian/Alaskan Native:	0	0	0	0	0	0	0	0
Native Hawaiian/Other Pacific Islander:	0	0	0	0	0	0	0	0
American Indian/Alaskan Native & White:	0	0	0	0	0	0	0	0
Asian White:	0	0	0	0	0	0	0	0
Black/African American & White:	0	0	0	0	0	0	4	4
American Indian/Alaskan Native & Black/African American:	0	0	0	0	0	0	0	0
Other multi-racial:	0	0	0	0	0	0	0	0
Asian/Pacific Islander:	0	0	0	0	0	0	0	0
Hispanic:	0	0	0	0	0	0	0	0
Total:	0	0	0	0	0	0	126	91



U.S. Department of Housing and Urban Development
Office of Community Planning and Development
Integrated Disbursement and Information System
CDBG Activity Summary Report (GPR) for Program Year 2018
TRENTON

Date: 11-Sep-2019

Time: 9:27

Page: 62

Female-headed Households:


0 0 0

Income Category:

	Owner	Renter	Total	Person
Extremely Low	0	0	0	36
Low Mod	0	0	0	34
Moderate	0	0	0	31
Non Low Moderate	0	0	0	25
Total	0	0	0	126
Percent Low/Mod				80.2%

Annual Accomplishments

Years	Accomplishment Narrative	# Benefiting
2017		



U.S. Department of Housing and Urban Development
 Office of Community Planning and Development
 Integrated Disbursement and Information System
 CDBG Activity Summary Report (GPR) for Program Year 2018
 TRENTON

Date: 11-Sep-2019
 Time: 9:27
 Page: 63

PGM Year: 2016
Project: 0010 - Various Public Service Projects
IDIS Activity: 1814 - CASA - Fostering Futures

Status: Completed 6/21/2019 12:00:00 AM **Objective:** Create suitable living environments
Location: 1450 Parkside Ave 1450 Parkside Ave Ewing, NJ 08638-2946 **Outcome:** Availability/accessibility
Matrix Code: Youth Services (05D) **National Objective:** LMC

Initial Funding Date: 05/22/2018

Description:
 60 unduplicated Low-to-Moderate Income City of Trenton Youth will receive the tools and advocacy to be successful when they leave the child welfare system.
 THIS PROJECT WAS FUNDED WITH CANCELLED PROJECT FUNDS.

Financing

	Fund Type	Grant Year	Grant	Funded Amount	Drawn In Program Year	Drawn Thru Program Year
CDBG	EN	Pre-2015		\$15,000.00	\$0.00	\$0.00
		2014	B14MC340007		\$0.00	\$0.00
Total	Total			\$15,000.00	\$0.00	\$0.00


Proposed Accomplishments

People (General) : 60

Actual Accomplishments

Number assisted:

	Owner		Renter		Total		Person	
	Total	Hispanic	Total	Hispanic	Total	Hispanic	Total	Hispanic
White:	0	0	0	0	0	0	21	14
Black/African American:	0	0	0	0	0	0	42	0
Asian:	0	0	0	0	0	0	0	0
American Indian/Alaskan Native:	0	0	0	0	0	0	0	0
Native Hawaiian/Other Pacific Islander:	0	0	0	0	0	0	0	0
American Indian/Alaskan Native & White:	0	0	0	0	0	0	0	0
Asian White:	0	0	0	0	0	0	0	0
Black/African American & White:	0	0	0	0	0	0	1	1
American Indian/Alaskan Native & Black/African American:	0	0	0	0	0	0	0	0
Other multi-racial:	0	0	0	0	0	0	0	0
Asian/Pacific Islander:	0	0	0	0	0	0	0	0
Hispanic:	0	0	0	0	0	0	0	0
Total:	0	0	0	0	0	0	64	15



U.S. Department of Housing and Urban Development
 Office of Community Planning and Development
 Integrated Disbursement and Information System
 CDBG Activity Summary Report (GPR) for Program Year 2018
 TRENTON

Date: 11-Sep-2019
 Time: 9:27
 Page: 65

PGM Year: 2016
Project: 0010 - Various Public Service Projects
IDIS Activity: 1815 - Latin American Legal Defense & Educational Fund

Status: Completed 6/21/2019 12:00:00 AM
Location: 669 Chambers St Trenton, NJ 08611-3719

Objective: Create suitable living environments
Outcome: Availability/accessibility
Matrix Code: Youth Services (05D) **National Objective:** LMC

Initial Funding Date: 05/22/2018

Description:

13unduplicated Low- to-Moderate Income City of Trenton Youth will participate in a youth mentoring program. The program will hold weekly after-school sessions, and monthly workshops and social gatherings to facilitate personal development and networking among FUTURO students, mentors, tutors and adult role models.
 THIS PROJECT WAS FUNDED WITH CANCELLED PROJECT FUNDS.

Financing

	Fund Type	Grant Year	Grant	Funded Amount	Drawn In Program Year	Drawn Thru Program Year
CDBG	EN	Pre-2015		\$10,000.00	\$0.00	\$0.00
		2014	B14MC340007		\$0.00	\$0.00
Total	Total			\$10,000.00	\$0.00	\$0.00

Proposed Accomplishments

People (General) : 13

Actual Accomplishments

Number assisted:

	Owner		Renter		Total		Person	
	Total	Hispanic	Total	Hispanic	Total	Hispanic	Total	Hispanic
White:	0	0	0	0	0	0	13	13
Black/African American:	0	0	0	0	0	0	0	0
Asian:	0	0	0	0	0	0	0	0
American Indian/Alaskan Native:	0	0	0	0	0	0	0	0
Native Hawaiian/Other Pacific Islander:	0	0	0	0	0	0	0	0
American Indian/Alaskan Native & White:	0	0	0	0	0	0	0	0
Asian White:	0	0	0	0	0	0	0	0
Black/African American & White:	0	0	0	0	0	0	0	0
American Indian/Alaskan Native & Black/African American:	0	0	0	0	0	0	0	0
Other multi-racial:	0	0	0	0	0	0	0	0
Asian/Pacific Islander:	0	0	0	0	0	0	0	0
Hispanic:	0	0	0	0	0	0	0	0



U.S. Department of Housing and Urban Development
 Office of Community Planning and Development
 Integrated Disbursement and Information System
 CDBG Activity Summary Report (GPR) for Program Year 2018
 TRENTON

Date: 11-Sep-2019
 Time: 9:27
 Page: 66

Total: 0 0 0 0 0 0 13 13

Female-headed Households: 0 0 0 0

Income Category:

	Owner	Renter	Total	Person
Extremely Low	0	0	0	7
Low Mod	0	0	0	3
Moderate	0	0	0	3
Non Low Moderate	0	0	0	0
Total	0	0	0	13
Percent Low/Mod				100.0%

Annual Accomplishments

Years	Accomplishment Narrative	# Benefitting
2017	13 Low to moderate income Trenton high school students received college preparation mentoring services.	



U.S. Department of Housing and Urban Development
 Office of Community Planning and Development
 Integrated Disbursement and Information System
 CDBG Activity Summary Report (GPR) for Program Year 2018
 TRENTON

Date: 11-Sep-2019
 Time: 9:27
 Page: 67

PGM Year: 2016
Project: 0010 - Various Public Service Projects
IDIS Activity: 1817 - Millhill -- Trenton PEERS

Status: Completed 3/18/2019 12:00:00 AM
Location: 802 Prospect St Trenton, NJ 08618-3113

Objective: Create suitable living environments
Outcome: Availability/accessibility
Matrix Code: Youth Services (05D)

National Objective: LMC

Initial Funding Date: 05/22/2018

Description:

PEERS consists of 24 peer educators (mixed gender, primarily of color, & 13-18 yrs old) divided into 12-member teams. Teams meet 3 hrswk (year-round), learning both facts & skill-building techniques about topics such as gang awareness, substance abuse, anger management, & bullying. In addition, team members receive a healthy meal and informal group and individual counseling case management-type services as they discuss the problems they face in school or at home. Coordinators have also begun to spend much time on a variety of education academics-focused activities, as the vast majority of PEERS would be first generation college attendees and come from education-focused homes.
 THIS PROJECT WAS FUNDED WITH CANCELLED PROJECT FUNDS.

Financing

	Fund Type	Grant Year	Grant	Funded Amount	Drawn In Program Year	Drawn Thru Program Year
CDBG	EN	Pre-2015		\$10,000.00	\$0.00	\$0.00
		2013	B13MC340007		\$10,000.00	\$10,000.00
Total	Total			\$10,000.00	\$10,000.00	\$10,000.00

Proposed Accomplishments

People (General) : 34

Actual Accomplishments

Number assisted:

	Owner		Renter		Total		Person	
	Total	Hispanic	Total	Hispanic	Total	Hispanic	Total	Hispanic
White:	0	0	0	0	0	0		0
Black/African American:	0	0	0	0	0	0	13	0
Asian:	0	0	0	0	0	0	1	0
American Indian/Alaskan Native:	0	0	0	0	0	0	0	0
Native Hawaiian/Other Pacific Islander:	0	0	0	0	0	0	0	0
American Indian/Alaskan Native & White:	0	0	0	0	0	0	0	0
Asian White:	0	0	0	0	0	0	0	0
Black/African American & White:	0	0	0	0	0	0	0	0
American Indian/Alaskan Native & Black/African American:	0	0	0	0	0	0	0	0
Other multi-racial:	0	0	0	0	0	0	6	6



U.S. Department of Housing and Urban Development
 Office of Community Planning and Development
 Integrated Disbursement and Information System
 CDBG Activity Summary Report (GPR) for Program Year 2018
 TRENTON

Date: 11-Sep-2019
 Time: 9:27
 Page: 68


Asian/Pacific Islander:	0	0	0	0	0	0	0	0
Hispanic:	0	0	0	0	0	0	0	0
Total:	0	0	0	0	0	0	20	6
Female-headed Households:	0		0		0			

Income Category:

	Owner	Renter	Total	Person
Extremely Low	0	0	0	12
Low Mod	0	0	0	4
Moderate	0	0	0	2
Non Low Moderate	0	0	0	2
Total	0	0	0	20
Percent Low/Mod				90.0%

Annual Accomplishments

Years	Accomplishment Narrative	# Benefitting
2017		



U.S. Department of Housing and Urban Development
 Office of Community Planning and Development
 Integrated Disbursement and Information System
 CDBG Activity Summary Report (GPR) for Program Year 2018
 TRENTON

Date: 11-Sep-2019
 Time: 9:27
 Page: 69

PGM Year: 2016
Project: 0010 - Various Public Service Projects
IDIS Activity: 1818 - Trenton Community Music School -- Trenton Music Makers

Status: Completed 3/18/2019 12:00:00 AM **Objective:** Create suitable living environments
Location: 159 N Clinton Ave Trenton, NJ 08609-1013 **Outcome:** Availability/accessibility
Matrix Code: Youth Services (05D) **National Objective:** LMC

Initial Funding Date: 05/22/2018

Description:

110 unduplicated Low-to-Moderate Income City of Trenton Youth will attend an after-school, string instrument ensemble program at the Grant Elementary School and Garce A. Dunn Middle School.
 THIS PROJECT WAS FUNDED WITH CANCELLED PROJECT FUNDS

Financing

	Fund Type	Grant Year	Grant	Funded Amount	Drawn In Program Year	Drawn Thru Program Year
CDBG	EN	Pre-2015		\$20,000.00	\$0.00	\$0.00
		2013	B13MC340007		\$20,000.00	\$20,000.00
Total	Total			\$20,000.00	\$20,000.00	\$20,000.00

Proposed Accomplishments

People (General) : 110

Actual Accomplishments

Number assisted:

	Owner		Renter		Total		Person	
	Total	Hispanic	Total	Hispanic	Total	Hispanic	Total	Hispanic
White:	0	0	0	0	0	0	63	63
Black/African American:	0	0	0	0	0	0	48	7
Asian:	0	0	0	0	0	0	2	0
American Indian/Alaskan Native:	0	0	0	0	0	0	0	0
Native Hawaiian/Other Pacific Islander:	0	0	0	0	0	0	0	0
American Indian/Alaskan Native & White:	0	0	0	0	0	0	0	0
Asian White:	0	0	0	0	0	0	0	0
Black/African American & White:	0	0	0	0	0	0	0	0
American Indian/Alaskan Native & Black/African American:	0	0	0	0	0	0	1	0
Other multi-racial:	0	0	0	0	0	0	0	0
Asian/Pacific Islander:	0	0	0	0	0	0	0	0
Hispanic:	0	0	0	0	0	0	0	0
Total:	0	0	0	0	0	0	114	70



U.S. Department of Housing and Urban Development
Office of Community Planning and Development
Integrated Disbursement and Information System
CDBG Activity Summary Report (GPR) for Program Year 2018
TRENTON

Date: 11-Sep-2019
Time: 9:27
Page: 70


Female-headed Households: 0 0 0

Income Category:

	Owner	Renter	Total	Person
Extremely Low	0	0	0	67
Low Mod	0	0	0	47
Moderate	0	0	0	0
Non Low Moderate	0	0	0	0
Total	0	0	0	114
Percent Low/Mod				100.0%

Annual Accomplishments

Years	Accomplishment Narrative	# Benefitting
2017	114 Low to moderate income Trenton school Aged children received free music lessons after school.	



U.S. Department of Housing and Urban Development
 Office of Community Planning and Development
 Integrated Disbursement and Information System
 CDBG Activity Summary Report (GPR) for Program Year 2018
 TRENTON

Date: 11-Sep-2019
 Time: 9:27
 Page: 71

PGM Year: 2016
Project: 0010 - Various Public Service Projects
IDIS Activity: 1819 - Trenton Children's Choir

Status: Completed 6/21/2019 12:00:00 AM
Location: 471 Parkway Ave Ewing, NJ 08618-2641

Objective: Create suitable living environments
Outcome: Availability/accessibility
Matrix Code: Youth Services (05D)

National Objective: LMC

Initial Funding Date: 05/22/2018

Description:

60 unduplicated Low- to Moderate-Income City of Trenton Youth will participate in an afterschool choral program.
 THIS PROJECT WAS FUNDED WITH CANCELLED PROJECT FUNDS

Financing

	Fund Type	Grant Year	Grant	Funded Amount	Drawn In Program Year	Drawn Thru Program Year
CDBG	EN	Pre-2015		\$15,000.00	\$0.00	\$0.00
		2014	B14MC340007		\$0.00	\$0.00
Total	Total			\$15,000.00	\$0.00	\$0.00


Proposed Accomplishments

People (General) : 60

Actual Accomplishments

Number assisted:

	Owner		Renter		Total		Person	
	Total	Hispanic	Total	Hispanic	Total	Hispanic	Total	Hispanic
White:	0	0	0	0	0	0	7	7
Black/African American:	0	0	0	0	0	0	53	0
Asian:	0	0	0	0	0	0	2	0
American Indian/Alaskan Native:	0	0	0	0	0	0	0	0
Native Hawaiian/Other Pacific Islander:	0	0	0	0	0	0	0	0
American Indian/Alaskan Native & White:	0	0	0	0	0	0	0	0
Asian White:	0	0	0	0	0	0	2	0
Black/African American & White:	0	0	0	0	0	0	0	0
American Indian/Alaskan Native & Black/African American:	0	0	0	0	0	0	0	0
Other multi-racial:	0	0	0	0	0	0	10	6
Asian/Pacific Islander:	0	0	0	0	0	0	0	0
Hispanic:	0	0	0	0	0	0	0	0
Total:	0	0	0	0	0	0	74	13



U.S. Department of Housing and Urban Development
Office of Community Planning and Development
Integrated Disbursement and Information System
CDBG Activity Summary Report (GPR) for Program Year 2018
TRENTON

Date: 11-Sep-2019
Time: 9:27
Page: 72

Female-headed Households: 0 0 0

Income Category:

	Owner	Renter	Total	Person
Extremely Low	0	0	0	17
Low Mod	0	0	0	24
Moderate	0	0	0	15
Non Low Moderate	0	0	0	18
Total	0	0	0	74
Percent Low/Mod				75.7%

Annual Accomplishments

Years	Accomplishment Narrative	# Benefiting
2017	74 Low to moderate income Trenton school Aged children received free or reduced after school choral training.	



U.S. Department of Housing and Urban Development
 Office of Community Planning and Development
 Integrated Disbursement and Information System
 CDBG Activity Summary Report (GPR) for Program Year 2018
 TRENTON

Date: 11-Sep-2019
 Time: 9:27
 Page: 73

PGM Year: 2015
Project: 0047 - First-Time Homebuyer Program (Closing Cost Assistance & Mortgage Write-Down)
IDIS Activity: 1820 - FTHB 1-2018

Status: Completed 11/8/2018 12:00:00 AM
Location: 78 Hobart Ave Trenton, NJ 08629-1729

Objective: Provide decent affordable housing
Outcome: Affordability
Matrix Code: Homebuyer Downpayment Assistance-Excluding Housing Counseling, under 24 CFR 5.100 (05R)

National Objective: LMH

Initial Funding Date: 08/31/2018

Description:

Assistance provided toward downpayment and closing costs.

Financing

	Fund Type	Grant Year	Grant	Funded Amount	Drawn In Program Year	Drawn Thru Program Year
CDBG	EN	Pre-2015		\$12,097.00	\$0.00	\$0.00
		2013	B13MC340007		\$12,097.00	\$12,097.00
Total	Total			\$12,097.00	\$12,097.00	\$12,097.00

Proposed Accomplishments

Households (General) : 1

Actual Accomplishments

Number assisted:

	Owner		Renter		Total		Person	
	Total	Hispanic	Total	Hispanic	Total	Hispanic	Total	Hispanic
White:	0	0	0	0	0	0		0
Black/African American:	1	0	0	0	1	0	0	0
Asian:	0	0	0	0	0	0	0	0
American Indian/Alaskan Native:	0	0	0	0	0	0	0	0
Native Hawaiian/Other Pacific Islander:	0	0	0	0	0	0	0	0
American Indian/Alaskan Native & White:	0	0	0	0	0	0	0	0
Asian White:	0	0	0	0	0	0	0	0
Black/African American & White:	0	0	0	0	0	0	0	0
American Indian/Alaskan Native & Black/African American:	0	0	0	0	0	0	0	0
Other multi-racial:	0	0	0	0	0	0	0	0
Asian/Pacific Islander:	0	0	0	0	0	0	0	0
Hispanic:	0	0	0	0	0	0	0	0
Total:	1	0	0	0	1	0	0	0

Female-headed Households: 1



U.S. Department of Housing and Urban Development
Office of Community Planning and Development
Integrated Disbursement and Information System
CDBG Activity Summary Report (GPR) for Program Year 2018
TRENTON

Date: 11-Sep-2019

Time: 9:27


Page: 74

Income Category:

	Owner	Renter	Total	Person
Extremely Low	0	0	0	0
Low Mod	1	0	1	0
Moderate	0	0	0	0
Non Low Moderate	0	0	0	0
Total	1	0	1	0
Percent Low/Mod	100.0%		100.0%	

Annual Accomplishments

Years	Accomplishment Narrative	# Benefitting
2017	Provided down payment assistance	
2018		



U.S. Department of Housing and Urban Development
 Office of Community Planning and Development
 Integrated Disbursement and Information System
 CDBG Activity Summary Report (GPR) for Program Year 2018
 TRENTON

Date: 11-Sep-2019
 Time: 9:27
 Page: 75

PGM Year: 2015
Project: 0047 - First-Time Homebuyer Program (Closing Cost Assistance & Mortgage Write-Down)
IDIS Activity: 1821 - FTHB: 1-2019

Status: Completed 6/25/2019 12:00:00 AM
Location: 32 Maple Ave Trenton, NJ 08618-3439

Objective: Provide decent affordable housing
Outcome: Affordability
Matrix Code: Homebuyer Downpayment Assistance-Excluding Housing Counseling, under 24 CFR 5.100 (05R)

National Objective: LMH

Initial Funding Date: 02/15/2019

Description:

Assistance provided toward downpayment and closing costs.

Financing

	Fund Type	Grant Year	Grant	Funded Amount	Drawn In Program Year	Drawn Thru Program Year
CDBG	EN	Pre-2015		\$24,500.00	\$0.00	\$0.00
		2013	B13MC340007		\$24,500.00	\$24,500.00
Total	Total			\$24,500.00	\$24,500.00	\$24,500.00

Proposed Accomplishments


Households (General) : 1

Actual Accomplishments

Number assisted:

	Owner		Renter		Total		Person	
	Total	Hispanic	Total	Hispanic	Total	Hispanic	Total	Hispanic
White:	0	0	0	0	0	0		0
Black/African American:	0	0	0	0	0	0	0	0
Asian:	0	0	0	0	0	0	0	0
American Indian/Alaskan Native:	0	0	0	0	0	0	0	0
Native Hawaiian/Other Pacific Islander:	0	0	0	0	0	0	0	0
American Indian/Alaskan Native & White:	0	0	0	0	0	0	0	0
Asian White:	0	0	0	0	0	0	0	0
Black/African American & White:	0	0	0	0	0	0	0	0
American Indian/Alaskan Native & Black/African American:	0	0	0	0	0	0	0	0
Other multi-racial:	1	0	0	0	1	0	0	0
Asian/Pacific Islander:	0	0	0	0	0	0	0	0
Hispanic:	0	0	0	0	0	0	0	0
Total:	1	0	0	0	1	0	0	0

Female-headed Households: 1



U.S. Department of Housing and Urban Development
Office of Community Planning and Development
Integrated Disbursement and Information System
CDBG Activity Summary Report (GPR) for Program Year 2018
TRENTON

Date: 11-Sep-2019

Time: 9:27

Page: 76

Income Category:

	Owner	Renter	Total	Person
Extremely Low	0	0	0	0
Low Mod	1	0	1	0
Moderate	0	0	0	0
Non Low Moderate	0	0	0	0
Total	1	0	1	0
Percent Low/Mod	100.0%		100.0%	

Annual Accomplishments

Years	Accomplishment Narrative	# Benefitting
2019	Provide down payment assistance and closing cost assistance to low to moderate income First Time Home buyer.	



U.S. Department of Housing and Urban Development
 Office of Community Planning and Development
 Integrated Disbursement and Information System
 CDBG Activity Summary Report (GPR) for Program Year 2018
 TRENTON

Date: 11-Sep-2019
 Time: 9:27
 Page: 77

PGM Year: 2015
Project: 0047 - First-Time Homebuyer Program (Closing Cost Assistance & Mortgage Write-Down)
IDIS Activity: 1822 - FTHB: 2-2019

Status: Completed 6/25/2019 12:00:00 AM
Location: 23 Taylor St Trenton, NJ 08638-4339
Objective: Provide decent affordable housing
Outcome: Affordability
Matrix Code: Homeownership Assistance-excluding Housing Counseling under 24 CFR 5.100 (13B)
National Objective: LMH

Initial Funding Date: 05/22/2019

Description:
 Assistance provided toward downpayment and closing costs.

Financing

	Fund Type	Grant Year	Grant	Funded Amount	Drawn In Program Year	Drawn Thru Program Year
CDBG	EN	Pre-2015		\$12,000.00	\$0.00	\$0.00
		2013	B13MC340007		\$12,000.00	\$12,000.00
Total	Total			\$12,000.00	\$12,000.00	\$12,000.00

Proposed Accomplishments


Households (General) : 1

Actual Accomplishments

Number assisted:

	Owner		Renter		Total		Person	
	Total	Hispanic	Total	Hispanic	Total	Hispanic	Total	Hispanic
White:	1	1	0	0	1	1	0	0
Black/African American:	0	0	0	0	0	0	0	0
Asian:	0	0	0	0	0	0	0	0
American Indian/Alaskan Native:	0	0	0	0	0	0	0	0
Native Hawaiian/Other Pacific Islander:	0	0	0	0	0	0	0	0
American Indian/Alaskan Native & White:	0	0	0	0	0	0	0	0
Asian White:	0	0	0	0	0	0	0	0
Black/African American & White:	0	0	0	0	0	0	0	0
American Indian/Alaskan Native & Black/African American:	0	0	0	0	0	0	0	0
Other multi-racial:	0	0	0	0	0	0	0	0
Asian/Pacific Islander:	0	0	0	0	0	0	0	0
Hispanic:	0	0	0	0	0	0	0	0
Total:	1	1	0	0	1	1	0	0

Female-headed Households: 1



U.S. Department of Housing and Urban Development
Office of Community Planning and Development
Integrated Disbursement and Information System
CDBG Activity Summary Report (GPR) for Program Year 2018
TRENTON

Date: 11-Sep-2019

Time: 9:27


Page: 78

Income Category:

	Owner	Renter	Total	Person
Extremely Low	0	0	0	0
Low Mod	1	0	1	0
Moderate	0	0	0	0
Non Low Moderate	0	0	0	0
Total	1	0	1	0
Percent Low/Mod	100.0%		100.0%	

Annual Accomplishments

Years	Accomplishment Narrative	# Benefitting
2018	Downpayment and closing costs assistance to low to moderate income resident.	



U.S. Department of Housing and Urban Development
 Office of Community Planning and Development
 Integrated Disbursement and Information System
 CDBG Activity Summary Report (GPR) for Program Year 2018
 TRENTON

Date: 11-Sep-2019
 Time: 9:27
 Page: 79

PGM Year: 2015
Project: 0047 - First-Time Homebuyer Program (Closing Cost Assistance & Mortgage Write-Down)
IDIS Activity: 1823 - FTHB 3-2019

Status: Completed 7/23/2019 12:00:00 AM
Location: 642 2nd St Trenton, NJ 08611-3332
Objective: Create suitable living environments
Outcome: Affordability
Matrix Code: Homebuyer Downpayment Assistance-Excluding Housing Counseling, under 24 CFR 5.100 (05R)
National Objective: LMH

Initial Funding Date: 05/22/2019

Description:
 Assistance provided toward downpayment and closing costs.

Financing

	Fund Type	Grant Year	Grant	Funded Amount	Drawn In Program Year	Drawn Thru Program Year
CDBG	EN	Pre-2015		\$3,075.86	\$0.00	\$0.00
		2014	B14MC340007		\$0.00	\$0.00
Total	Total			\$3,075.86	\$0.00	\$0.00

Proposed Accomplishments

Households (General) : 1

Actual Accomplishments

Number assisted:

	Owner		Renter		Total		Person	
	Total	Hispanic	Total	Hispanic	Total	Hispanic	Total	Hispanic
White:	0	0	0	0	0	0		0
Black/African American:	0	0	0	0	0	0	0	0
Asian:	0	0	0	0	0	0	0	0
American Indian/Alaskan Native:	0	0	0	0	0	0	0	0
Native Hawaiian/Other Pacific Islander:	0	0	0	0	0	0	0	0
American Indian/Alaskan Native & White:	0	0	0	0	0	0	0	0
Asian White:	0	0	0	0	0	0	0	0
Black/African American & White:	0	0	0	0	0	0	0	0
American Indian/Alaskan Native & Black/African American:	0	0	0	0	0	0	0	0
Other multi-racial:	1	1	0	0	1	1	0	0
Asian/Pacific Islander:	0	0	0	0	0	0	0	0
Hispanic:	0	0	0	0	0	0	0	0
Total:	1	1	0	0	1	1	0	0

Female-headed Households: 1



U.S. Department of Housing and Urban Development
Office of Community Planning and Development
Integrated Disbursement and Information System
CDBG Activity Summary Report (GPR) for Program Year 2018
TRENTON

Date: 11-Sep-2019

Time: 9:27

Page: 80

Income Category:

	Owner	Renter	Total	Person
Extremely Low	1	0	1	0
Low Mod	0	0	0	0
Moderate	0	0	0	0
Non Low Moderate	0	0	0	0
Total	1	0	1	0
Percent Low/Mod	100.0%		100.0%	

Annual Accomplishments

Years	Accomplishment Narrative	# Benefitting
2018	down payment and closing costs assistance too low to moderate income resident	



U.S. Department of Housing and Urban Development
 Office of Community Planning and Development
 Integrated Disbursement and Information System
 CDBG Activity Summary Report (GPR) for Program Year 2018
 TRENTON

Date: 11-Sep-2019
 Time: 9:27
 Page: 81

PGM Year: 2015
Project: 0047 - First-Time Homebuyer Program (Closing Cost Assistance & Mortgage Write-Down)
IDIS Activity: 1824 - FTHB 4-2019

Status: Completed 7/24/2019 12:00:00 AM
Location: 263 Cummings Ave Trenton, NJ 08611-1111

Objective: Provide decent affordable housing
Outcome: Affordability
Matrix Code: Homebuyer Downpayment Assistance-Excluding Housing Counseling, under 24 CFR 5.100 (05R)

National Objective: LMH

Initial Funding Date: 05/28/2019

Description:

Assistance provided toward downpayment and closing costs.

Financing

	Fund Type	Grant Year	Grant	Funded Amount	Drawn In Program Year	Drawn Thru Program Year
CDBG	EN	Pre-2015		\$8,365.00	\$0.00	\$0.00
		2014	B14MC340007		\$0.00	\$0.00
Total	Total			\$8,365.00	\$0.00	\$0.00

Proposed Accomplishments

Households (General) : 1


Actual Accomplishments

Number assisted:

	Owner		Renter		Total		Person	
	Total	Hispanic	Total	Hispanic	Total	Hispanic	Total	Hispanic
White:	1	0	0	0	1	0	0	0
Black/African American:	0	0	0	0	0	0	0	0
Asian:	0	0	0	0	0	0	0	0
American Indian/Alaskan Native:	0	0	0	0	0	0	0	0
Native Hawaiian/Other Pacific Islander:	0	0	0	0	0	0	0	0
American Indian/Alaskan Native & White:	0	0	0	0	0	0	0	0
Asian White:	0	0	0	0	0	0	0	0
Black/African American & White:	0	0	0	0	0	0	0	0
American Indian/Alaskan Native & Black/African American:	0	0	0	0	0	0	0	0
Other multi-racial:	0	0	0	0	0	0	0	0
Asian/Pacific Islander:	0	0	0	0	0	0	0	0
Hispanic:	0	0	0	0	0	0	0	0
Total:	1	0	0	0	1	0	0	0

Female-headed Households:

0 0 0 0 0



U.S. Department of Housing and Urban Development
Office of Community Planning and Development
Integrated Disbursement and Information System
CDBG Activity Summary Report (GPR) for Program Year 2018
TRENTON

Date: 11-Sep-2019
Time: 9:27
Page: 82

Income Category:

	Owner	Renter	Total	Person
Extremely Low	1	0	1	0
Low Mod	0	0	0	0
Moderate	0	0	0	0
Non Low Moderate	0	0	0	0
Total	1	0	1	0
Percent Low/Mod	100.0%		100.0%	

Annual Accomplishments

Years	Accomplishment Narrative	# Benefitting
2018	CDBG funds provided for down payment, closing costs and for mortgage insurance assistance	



U.S. Department of Housing and Urban Development
 Office of Community Planning and Development
 Integrated Disbursement and Information System
 CDBG Activity Summary Report (GPR) for Program Year 2018
 TRENTON

Date: 11-Sep-2019
 Time: 9:27
 Page: 83

PGM Year: 2015
Project: 0047 - First-Time Homebuyer Program (Closing Cost Assistance & Mortgage Write-Down)
IDIS Activity: 1825 - FTHB 5-2019

Status: Open
Location: 832 Carteret Ave Trenton, NJ 08618-5310

Objective: Provide decent affordable housing
Outcome: Affordability
Matrix Code: Homebuyer Downpayment Assistance-Excluding Housing Counseling, under 24 CFR 5.100 (05R)

National Objective: LMH

Initial Funding Date: 05/28/2019

Description:

Assistance provided toward downpayment and closing costs.

Financing

	Fund Type	Grant Year	Grant	Funded Amount	Drawn In Program Year	Drawn Thru Program Year
CDBG	EN	Pre-2015		\$9,300.00	\$0.00	\$0.00
Total	Total			\$9,300.00	\$0.00	\$0.00


Proposed Accomplishments

Households (General) : 1

Actual Accomplishments

Number assisted:

	Owner		Renter		Total		Person	
	Total	Hispanic	Total	Hispanic	Total	Hispanic	Total	Hispanic
White:	0	0	0	0	0	0		0
Black/African American:	0	0	0	0	0	0	0	0
Asian:	0	0	0	0	0	0	0	0
American Indian/Alaskan Native:	0	0	0	0	0	0	0	0
Native Hawaiian/Other Pacific Islander:	0	0	0	0	0	0	0	0
American Indian/Alaskan Native & White:	0	0	0	0	0	0	0	0
Asian White:	0	0	0	0	0	0	0	0
Black/African American & White:	0	0	0	0	0	0	0	0
American Indian/Alaskan Native & Black/African American:	0	0	0	0	0	0	0	0
Other multi-racial:	0	0	0	0	0	0	0	0
Asian/Pacific Islander:	0	0	0	0	0	0	0	0
Hispanic:	0	0	0	0	0	0	0	0
Total:	0	0	0	0	0	0	0	0
Female-headed Households:	0		0		0			



U.S. Department of Housing and Urban Development
Office of Community Planning and Development
Integrated Disbursement and Information System
CDBG Activity Summary Report (GPR) for Program Year 2018
TRENTON

Date: 11-Sep-2019

Time: 9:27

Page: 84

Income Category:

	Owner	Renter	Total	Person
Extremely Low	0	0	0	0
Low Mod	0	0	0	0
Moderate	0	0	0	0
Non Low Moderate	0	0	0	0
Total	0	0	0	0
Percent Low/Mod				

Annual Accomplishments

No data returned for this view. This might be because the applied filter excludes all data.



U.S. Department of Housing and Urban Development
 Office of Community Planning and Development
 Integrated Disbursement and Information System
 CDBG Activity Summary Report (GPR) for Program Year 2018
 TRENTON

Date: 11-Sep-2019
 Time: 9:27
 Page: 85

PGM Year: 2015
Project: 0047 - First-Time Homebuyer Program (Closing Cost Assistance & Mortgage Write-Down)
IDIS Activity: 1826 - FTHB 6-2019

Status: Open
Location: 30 N Dean Ave Trenton, NJ 08618-5202

Objective: Provide decent affordable housing
Outcome: Affordability
Matrix Code: Homebuyer Downpayment Assistance-Excluding Housing Counseling, under 24 CFR 5.100 (05R)

National Objective: LMH

Initial Funding Date: 05/28/2019

Description:

Assistance provided toward downpayment and closing costs.

Financing

	Fund Type	Grant Year	Grant	Funded Amount	Drawn In Program Year	Drawn Thru Program Year
CDBG	EN	Pre-2015		\$16,915.00	\$0.00	\$0.00
Total	Total			\$16,915.00	\$0.00	\$0.00

Proposed Accomplishments

Households (General) : 1

Actual Accomplishments

Number assisted:

	Owner		Renter		Total		Person	
	Total	Hispanic	Total	Hispanic	Total	Hispanic	Total	Hispanic
White:	0	0	0	0	0	0		0
Black/African American:	0	0	0	0	0	0	0	0
Asian:	0	0	0	0	0	0	0	0
American Indian/Alaskan Native:	0	0	0	0	0	0	0	0
Native Hawaiian/Other Pacific Islander:	0	0	0	0	0	0	0	0
American Indian/Alaskan Native & White:	0	0	0	0	0	0	0	0
Asian White:	0	0	0	0	0	0	0	0
Black/African American & White:	0	0	0	0	0	0	0	0
American Indian/Alaskan Native & Black/African American:	0	0	0	0	0	0	0	0
Other multi-racial:	0	0	0	0	0	0	0	0
Asian/Pacific Islander:	0	0	0	0	0	0	0	0
Hispanic:	0	0	0	0	0	0	0	0
Total:	0	0	0	0	0	0	0	0
Female-headed Households:	0		0		0			



U.S. Department of Housing and Urban Development
Office of Community Planning and Development
Integrated Disbursement and Information System
CDBG Activity Summary Report (GPR) for Program Year 2018
TRENTON

Date: 11-Sep-2019

Time: 9:27

Page: 86

Income Category:

	Owner	Renter	Total	Person
Extremely Low	0	0	0	0
Low Mod	0	0	0	0
Moderate	0	0	0	0
Non Low Moderate	0	0	0	0
Total	0	0	0	0
Percent Low/Mod				

Annual Accomplishments

No data returned for this view. This might be because the applied filter excludes all data.



U.S. Department of Housing and Urban Development
 Office of Community Planning and Development
 Integrated Disbursement and Information System
 CDBG Activity Summary Report (GPR) for Program Year 2018
 TRENTON

Date: 11-Sep-2019
 Time: 9:27
 Page: 87

PGM Year: 2015
Project: 0047 - First-Time Homebuyer Program (Closing Cost Assistance & Mortgage Write-Down)
IDIS Activity: 1830 - FTHB 4-2017

Status: Completed 7/23/2019 12:00:00 AM
Location: 940 Revere Ave Trenton, NJ 08629-2605

Objective: Provide decent affordable housing
Outcome: Affordability
Matrix Code: Homebuyer Downpayment Assistance-Excluding Housing Counseling, under 24 CFR 5.100 (05R)

National Objective: LMH

Initial Funding Date: 07/19/2019

Description:

Assistance provided toward downpayment and closing costs.

Financing

	Fund Type	Grant Year	Grant	Funded Amount	Drawn In Program Year	Drawn Thru Program Year
CDBG	EN	Pre-2015		\$10,200.00	\$0.00	\$0.00
		2012	B12MC340007		\$347.82	\$10,200.00
Total	Total			\$10,200.00	\$347.82	\$10,200.00

Proposed Accomplishments

Households (General) : 1

Actual Accomplishments

Number assisted:

	Owner		Renter		Total		Person	
	Total	Hispanic	Total	Hispanic	Total	Hispanic	Total	Hispanic
White:	0	0	0	0	0	0		0
Black/African American:	0	0	0	0	0	0	0	0
Asian:	0	0	0	0	0	0	0	0
American Indian/Alaskan Native:	0	0	0	0	0	0	0	0
Native Hawaiian/Other Pacific Islander:	0	0	0	0	0	0	0	0
American Indian/Alaskan Native & White:	0	0	0	0	0	0	0	0
Asian White:	0	0	0	0	0	0	0	0
Black/African American & White:	0	0	0	0	0	0	0	0
American Indian/Alaskan Native & Black/African American:	0	0	0	0	0	0	0	0
Other multi-racial:	1	1	0	0	1	1	0	0
Asian/Pacific Islander:	0	0	0	0	0	0	0	0
Hispanic:	0	0	0	0	0	0	0	0
Total:	1	1	0	0	1	1	0	0

Female-headed Households:

0 0 0 0 0 0 0 0



U.S. Department of Housing and Urban Development
Office of Community Planning and Development
Integrated Disbursement and Information System
CDBG Activity Summary Report (GPR) for Program Year 2018
TRENTON

Date: 11-Sep-2019

Time: 9:27


Page: 88

Income Category:

	Owner	Renter	Total	Person
Extremely Low	1	0	1	0
Low Mod	0	0	0	0
Moderate	0	0	0	0
Non Low Moderate	0	0	0	0
Total	1	0	1	0
Percent Low/Mod	100.0%		100.0%	

Annual Accomplishments

Years	Accomplishment Narrative	# Benefitting
2017	CDBG funds provided for down payment assistance, closing costs and for mortgage insurance	



U.S. Department of Housing and Urban Development
 Office of Community Planning and Development
 Integrated Disbursement and Information System
 CDBG Activity Summary Report (GPR) for Program Year 2018
 TRENTON

Date: 11-Sep-2019
 Time: 9:27
 Page: 89

PGM Year: 2015
Project: 0047 - First-Time Homebuyer Program (Closing Cost Assistance & Mortgage Write-Down)
IDIS Activity: 1831 - FTHB 6-2017

Status: Completed 7/22/2019 12:00:00 AM
Location: 155 Barnt Ave Trenton, NJ 08611-2705

Objective: Provide decent affordable housing
Outcome: Affordability
Matrix Code: Homebuyer Downpayment Assistance-Excluding Housing Counseling, under 24 CFR 5.100 (05R)
National Objective: LMH

Initial Funding Date: 07/19/2019

Description:
 Assistance provided toward downpayment and closing costs.

Financing

	Fund Type	Grant Year	Grant	Funded Amount	Drawn In Program Year	Drawn Thru Program Year
CDBG	EN	Pre-2015		\$8,388.00	\$0.00	\$0.00
		2012	B12MC340007		\$8,388.00	\$8,388.00
Total	Total			\$8,388.00	\$8,388.00	\$8,388.00

Proposed Accomplishments

Households (General) : 1

Actual Accomplishments

Number assisted:

	Owner		Renter		Total		Person	
	Total	Hispanic	Total	Hispanic	Total	Hispanic	Total	Hispanic
White:	0	0	0	0	0	0		0
Black/African American:	1	0	0	0	1	0	0	0
Asian:	0	0	0	0	0	0	0	0
American Indian/Alaskan Native:	0	0	0	0	0	0	0	0
Native Hawaiian/Other Pacific Islander:	0	0	0	0	0	0	0	0
American Indian/Alaskan Native & White:	0	0	0	0	0	0	0	0
Asian White:	0	0	0	0	0	0	0	0
Black/African American & White:	0	0	0	0	0	0	0	0
American Indian/Alaskan Native & Black/African American:	0	0	0	0	0	0	0	0
Other multi-racial:	0	0	0	0	0	0	0	0
Asian/Pacific Islander:	0	0	0	0	0	0	0	0
Hispanic:	0	0	0	0	0	0	0	0
Total:	1	0	0	0	1	0	0	0
Female-headed Households:	0		0		0			



U.S. Department of Housing and Urban Development
Office of Community Planning and Development
Integrated Disbursement and Information System
CDBG Activity Summary Report (GPR) for Program Year 2018
TRENTON

Date: 11-Sep-2019

Time: 9:27

Page: 90

Income Category:

	Owner	Renter	Total	Person
Extremely Low	0	0	0	0
Low Mod	1	0	1	0
Moderate	0	0	0	0
Non Low Moderate	0	0	0	0
Total	1	0	1	0
Percent Low/Mod	100.0%		100.0%	

Annual Accomplishments

Years	Accomplishment Narrative	# Benefitting
2017	CDBG funds were provided for downpayment assistance, subsidizing mortgage principal, closing costs, and/or mortgage insurance.	



U.S. Department of Housing and Urban Development
 Office of Community Planning and Development
 Integrated Disbursement and Information System
 CDBG Activity Summary Report (GPR) for Program Year 2018
 TRENTON

Date: 11-Sep-2019
 Time: 9:27
 Page: 91

PGM Year: 2015
Project: 0047 - First-Time Homebuyer Program (Closing Cost Assistance & Mortgage Write-Down)
IDIS Activity: 1832 - FTHB 5-2017

Status: Completed 7/24/2019 12:00:00 AM
Location: 228 Spring St Trenton, NJ 08618-4611

Objective: Provide decent affordable housing
Outcome: Affordability
Matrix Code: Homebuyer Downpayment Assistance-Excluding Housing Counseling, under 24 CFR 5.100 (05R)

National Objective: LMH

Initial Funding Date: 07/19/2019

Description:

Assistance provided toward downpayment and closing costs.

Financing

	Fund Type	Grant Year	Grant	Funded Amount	Drawn In Program Year	Drawn Thru Program Year
CDBG	EN	Pre-2015		\$13,534.29	\$0.00	\$0.00
		2012	B12MC340007		\$9,864.28	\$9,864.28
		2013	B13MC340007		\$822.01	\$822.01
		2014	B14MC340007		\$0.00	\$0.00
Total	Total			\$13,534.29	\$10,686.29	\$10,686.29


Proposed Accomplishments

Households (General) : 1

Actual Accomplishments

Number assisted:

	Owner		Renter		Total		Person	
	Total	Hispanic	Total	Hispanic	Total	Hispanic	Total	Hispanic
White:	0	0	0	0	0	0		0
Black/African American:	1	0	0	0	1	0	0	0
Asian:	0	0	0	0	0	0	0	0
American Indian/Alaskan Native:	0	0	0	0	0	0	0	0
Native Hawaiian/Other Pacific Islander:	0	0	0	0	0	0	0	0
American Indian/Alaskan Native & White:	0	0	0	0	0	0	0	0
Asian White:	0	0	0	0	0	0	0	0
Black/African American & White:	0	0	0	0	0	0	0	0
American Indian/Alaskan Native & Black/African American:	0	0	0	0	0	0	0	0
Other multi-racial:	0	0	0	0	0	0	0	0
Asian/Pacific Islander:	0	0	0	0	0	0	0	0
Hispanic:	0	0	0	0	0	0	0	0



U.S. Department of Housing and Urban Development
 Office of Community Planning and Development
 Integrated Disbursement and Information System
 CDBG Activity Summary Report (GPR) for Program Year 2018
 TRENTON

Date: 11-Sep-2019
 Time: 9:27
 Page: 92

Total: 1 0 0 0 1 0 0 0


Female-headed Households: 0 0 0

Income Category:

	Owner	Renter	Total	Person
Extremely Low	1	0	1	0
Low Mod	0	0	0	0
Moderate	0	0	0	0
Non Low Moderate	0	0	0	0
Total	1	0	1	0
Percent Low/Mod	100.0%		100.0%	

Annual Accomplishments

Years	Accomplishment Narrative	# Benefitting
2018	CDBG funds provided for downpayment assistance, closing costs and for mortgage insurance	



U.S. Department of Housing and Urban Development
Office of Community Planning and Development
Integrated Disbursement and Information System
CDBG Activity Summary Report (GPR) for Program Year 2018
TRENTON

Date: 11-Sep-2019

Time: 9:27

Page: 93

Total Funded Amount:	\$6,679,142.00
Total Drawn Thru Program Year:	\$5,009,642.40
Total Drawn In Program Year:	\$3,067,062.73