

2018-2019

# CRIME STATISTICS REPORT



## TRENTON POLICE DEPARTMENT

---

POLICE DIRECTOR  
Sheilah A. Coley

MAYOR OF TRENTON  
W. Reed Gusciora



## Year in Review

# CRIMES

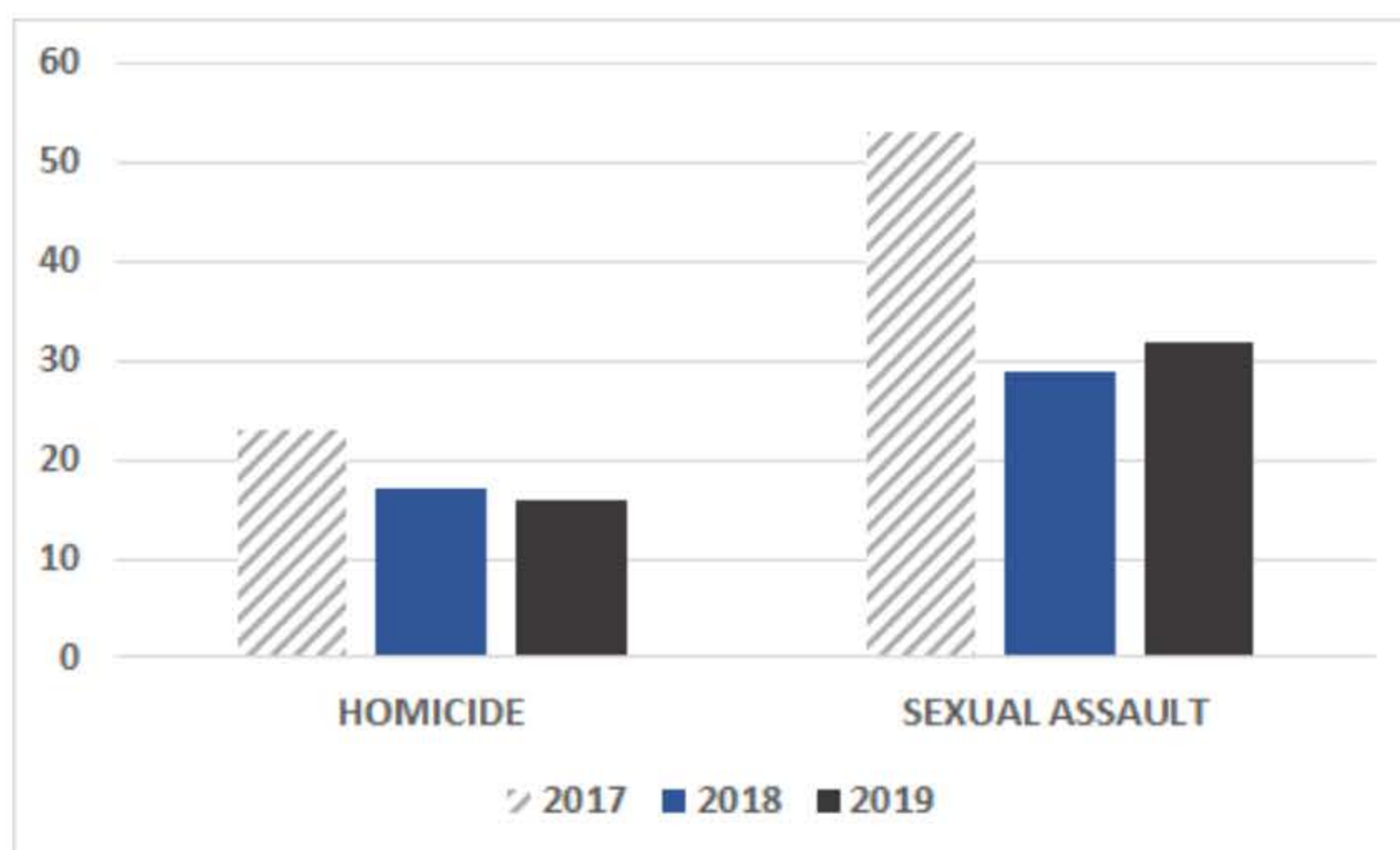
## 2018-

## 2019

In 2019 there was a **6% decrease** in homicide crimes and a **10% increase** in sexual assault crimes.

**HOMICIDE 2018: 17**  
**HOMICIDE 2019: 16**

**SEXUAL ASSAULT 2018: 29**  
**SEXUAL ASSAULT 2019: 32**

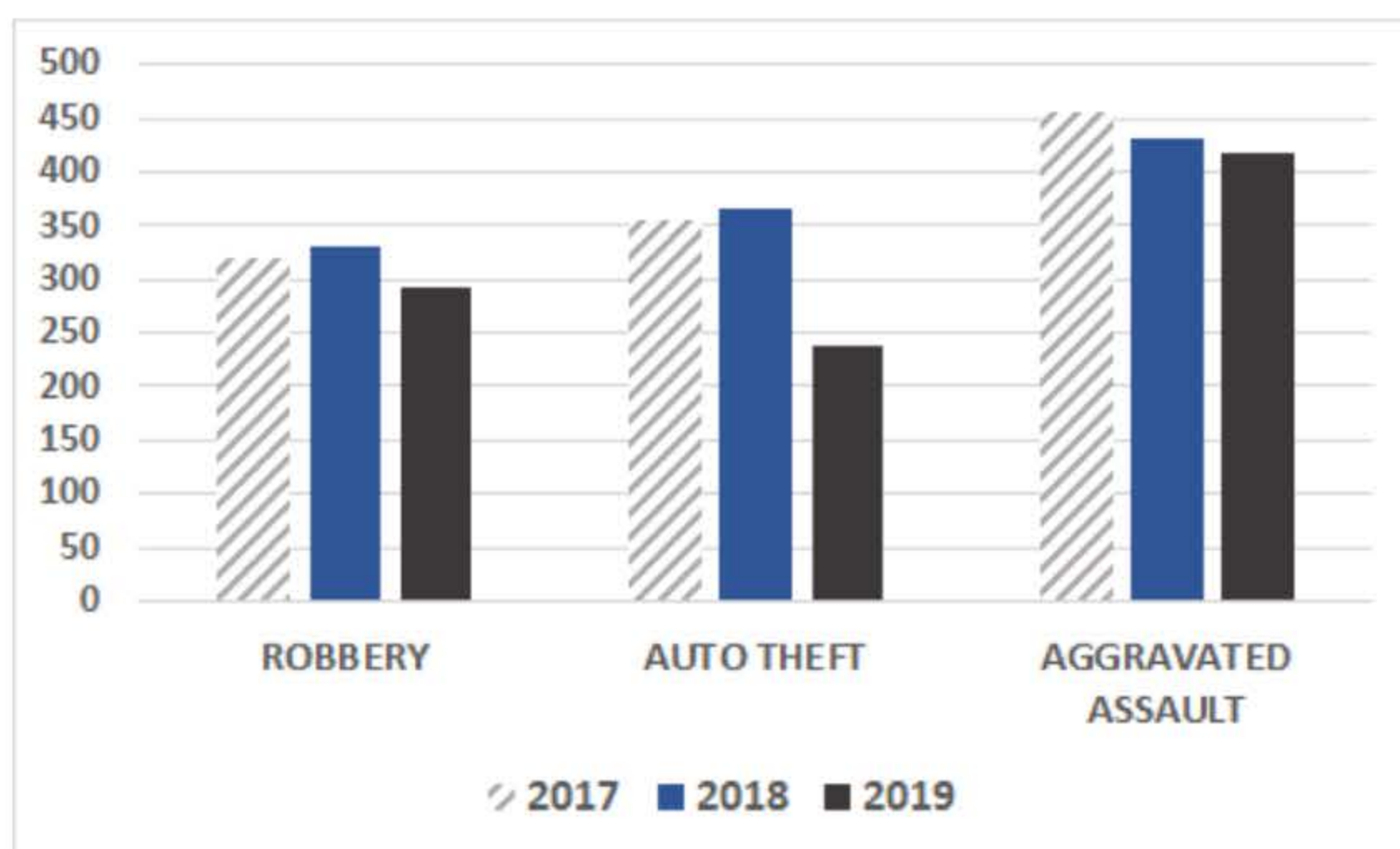


In 2019 there was an **11 % decrease** in robbery crimes , **35% decrease** in auto theft crimes and a **3 % decrease** in aggravated assault crimes.

**ROBBERY 2018: 330**  
**ROBBERY 2019: 293**

**AUTO THEFT 2018: 366**  
**AUTO THEFT 2019: 239**

**AGGRAVATED ASSAULT 2018: 430\***  
**AGGRAVATED ASSAULT 2019: 418\***



\*These high numbers encompass a range of aggravated assaults, some of those numbers being part of Domestic Violence Aggravated Assaults. In 2018, 183 out of 430 Aggravated Assaults were Domestic Violence Aggravated Assaults, and in 2019, 194 out of 418 were Domestic Violence Aggravated Assault.

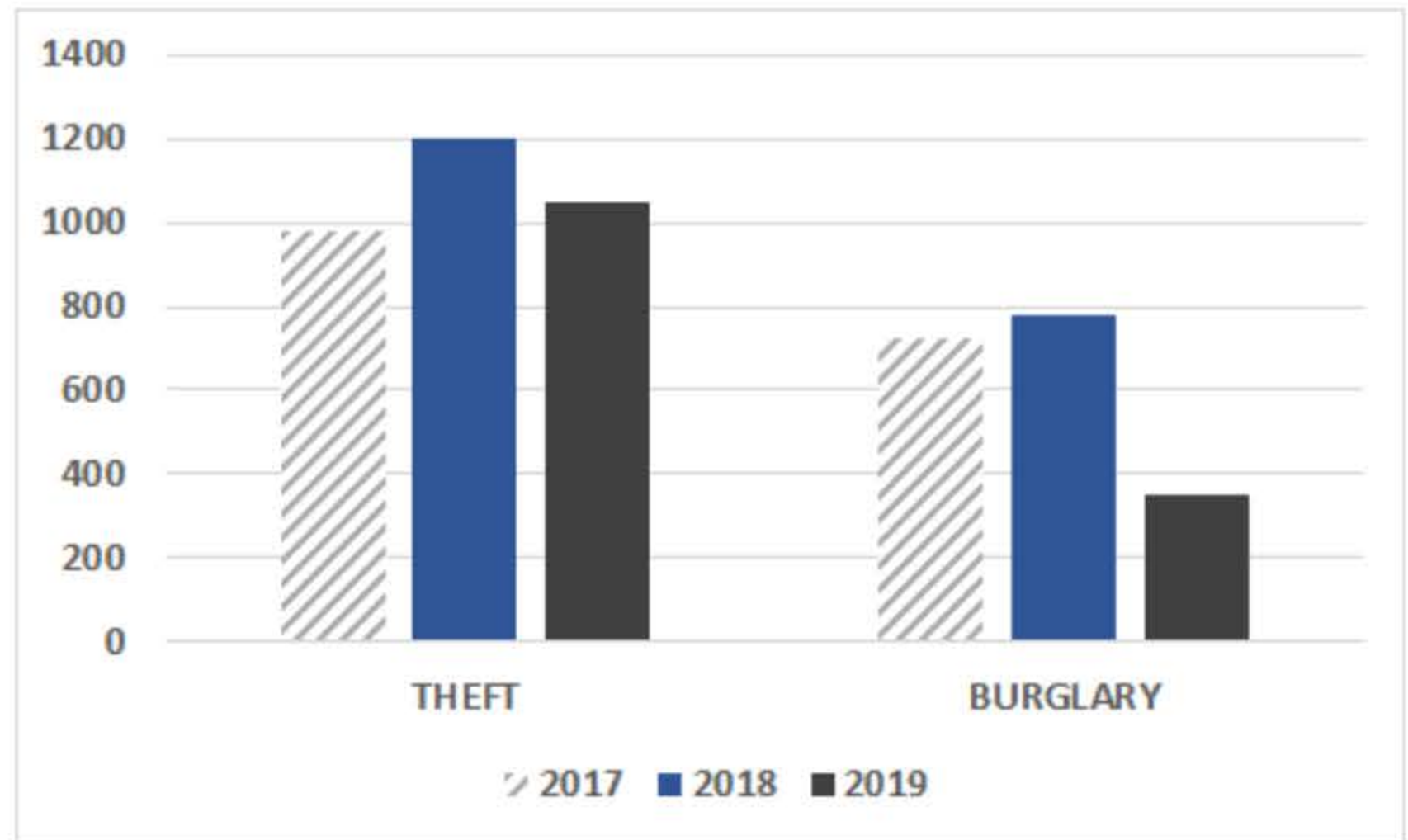


# Year in Review CRIMES 2018- 2019

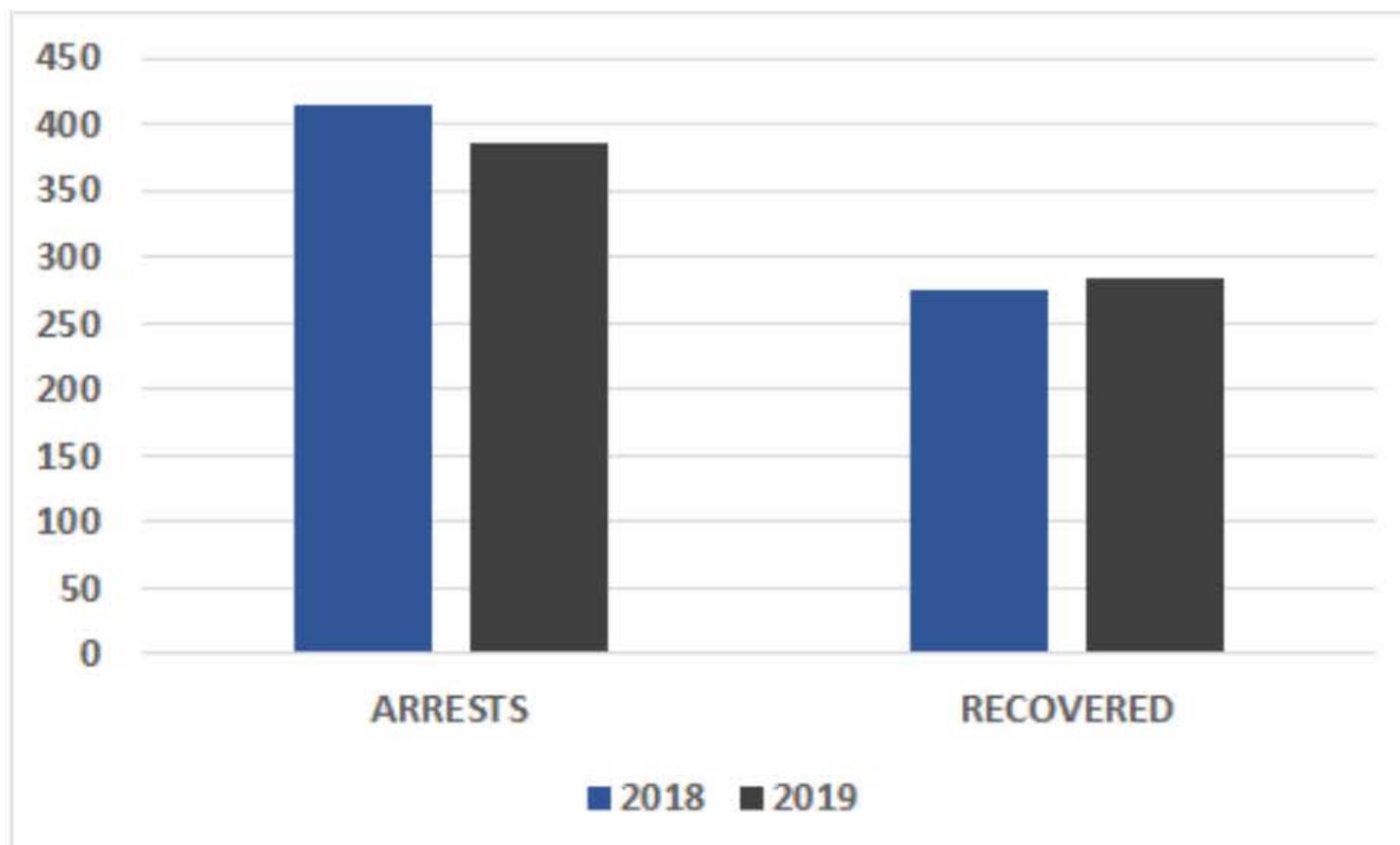
In 2019 there was a **13 % decrease** in theft crimes and a **55% decrease** in burglary crimes.

**THEFT 2018: 1204**  
**THEFT 2019: 1052**

**BURGLARY 2018: 782**  
**BURGLARY 2019: 348**



# FIREARM ARRESTS AND RECOVERIES 2018-2019



In 2019 there was a **7% decrease** in firearm arrests and **3% increase** in firearms recovered.

**ARRESTS 2018: 415**  
**ARRESTS 2019: 386**

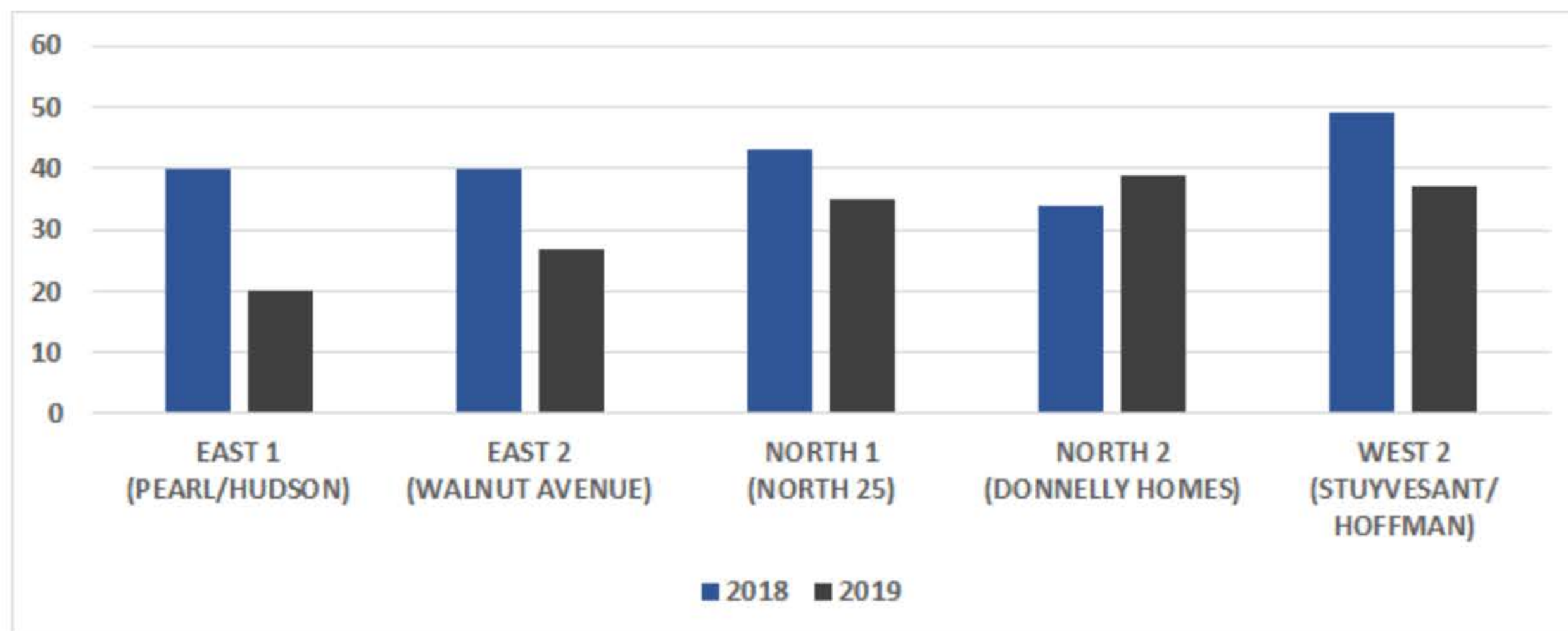
**RECOVERED 2018: 276**  
**RECOVERED 2019: 283**



Year in Review

# FOOT POST AREAS

## 2018-2019



**EAST 1 2018: 40**

**EAST 1 2019: 20**

**EAST 2 2018: 40**

**EAST 2 2019: 27**

**NORTH 1 2018: 43**

**NORTH 1 2019: 35**

**NORTH 2 2018: 34**

**NORTH 2 2019: 39**

**WEST 2 2018: 49**

**WEST 2 2019: 37**

These foot post areas reflect the number of violent crimes (homicide, sexual assault, robbery, aggravated assault) reported in 2018 and 2019.

The time frame used captures June 1, 2018 to December 31, 2018, compared to June 1, 2019 to December 31, 2019.

In 2019 East 1 saw a **50% decrease** in violent crimes, East 2 saw a **33% decrease**, North 1 saw a **18% decrease**, North 2 saw a **15% increase**, and West 2 saw a **24% decrease**.

Year in Review

# RESPONSE TIME PART ONE:

## 2018

### AVERAGE RESPONSE TIME BY CRIME IN PROGRESS:

---

Theft	0:05:09
Burglary	0:03:54
Assault	0:04:57
Sexual Assault	0:04:39
Robbery	0:03:06

---

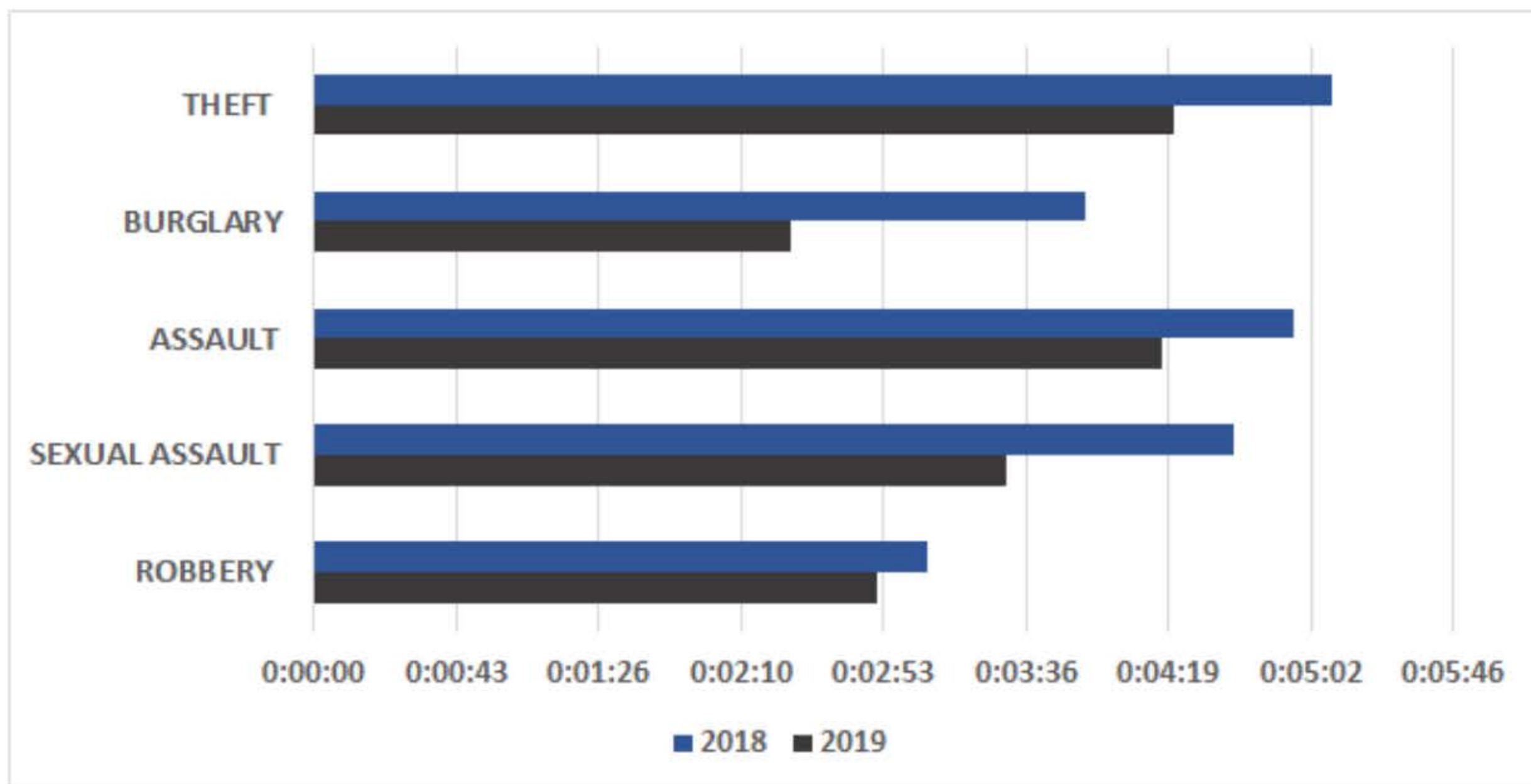
## 2019

### AVERAGE RESPONSE TIME BY CRIME IN PROGRESS:

---

Theft	0:04:21
Burglary	0:02:25
Assault	0:04:17
Sexual Assault	0:03:30
Robbery	0:02:51

---





Year in Review

# RESPONSE TIME PART TWO:

## 2018

### AVERAGE RESPONSE TIME BY CRIME IN PROGRESS:

---

Suspicious Person	0:07:44
Disorderly Person	0:07:40
Residential Alarm	0:06:35
Domestic Dispute	0:06:55
Domestic Violence	0:05:35
Assault	

## 2019

### AVERAGE RESPONSE TIME BY CRIME IN PROGRESS:

---

Suspicious Person	0:07:20
Disorderly Person	0:07:09
Residential Alarm	0:05:33
Domestic Dispute	0:05:36
Domestic Violence	0:04:49
Assault	

